



SPECIFICATION FOR APPROVAL

Customer Name	The Era of Intelligent Innovation		
Customer Project Name	VT88	SDC Project Name	VT88
Customer P/N		SDC P/N	BT6327B-1131R-30
Band	<u>BT</u>		
Version	A0		
Designer Information			
RF Engineer	FuXueRong	R&D Diretor	Yong-hui Yang
ME Engineer	Huang Zongbao		

Approval				Customer Approval	
	Prepared By	Checked By	Approval By	Checked By	Approval By
Signature	Huang Zongbao	Yong-hui Yang	FuXueRong		
Date	2025. 06. 25	2025. 06. 25	2025. 06. 25		

Change Log				
Version	Change Description	Person in Charge	Approval By	Date



Catalogue

No.	Item	Page No.
1	Drawing or Product Image	4
2	Dimensions Test Report	5
3	RF Performance Test Report	6-9
4	Reliability Test Report1	10
5	Package Document	11
6	RoHS Control list for Sample	12
7	Install Wizard or Other	12



1

2

3

4

5

6

7

8

A

B

C

D

Change content

Li Yao Na

2025.06.25

Edition

A0

±10.0

±5.0

±2.0

±0.5

±0.2

XXX

XX

X

X.X

X.XX

Hand a

19.5±0.2

8.3±0.2

30±2

30±2

Hand a

19.5±0.2

8.3±0.2

BT antenna

Li Yao Na

Customer mode

BT antenna

Finished material number

BT6327B-113IR-30

proportion

1:1

Unit

mm

View

Change content

1/1

Page number

1/1

SHUN DA CHENG TECHNOLOGY CO., LTD

DESCRIPTION

QTY

3

Terminal

IPEX1

1

2

Cable

Ø1.13 Cable Grey.50Ω

30

1

FPC

FPC- black oil black word half and half base material, do antioxidant treatment 3M 9471 back glue

1

NO

DESCRIPTION

QTY

Note:The terminal head is facing down

BT antenna

Li Yao Na

Customer mode

BT antenna

Finished material number

BT6327B-113IR-30

proportion

1:1

Unit

mm

View

Change content

1/1

Page number

1/1

Company Address: 4th Floor, Building B5, Xinfu Industrial Park, Chongqing Road, Fuyong Town, Baoan District,
Shenzhen Telephone :0755-27211658 Fax :0755-29485750



SHUN DA CHENG TECHNOLOGY CO., LTD

Sample Dimensions Test Report

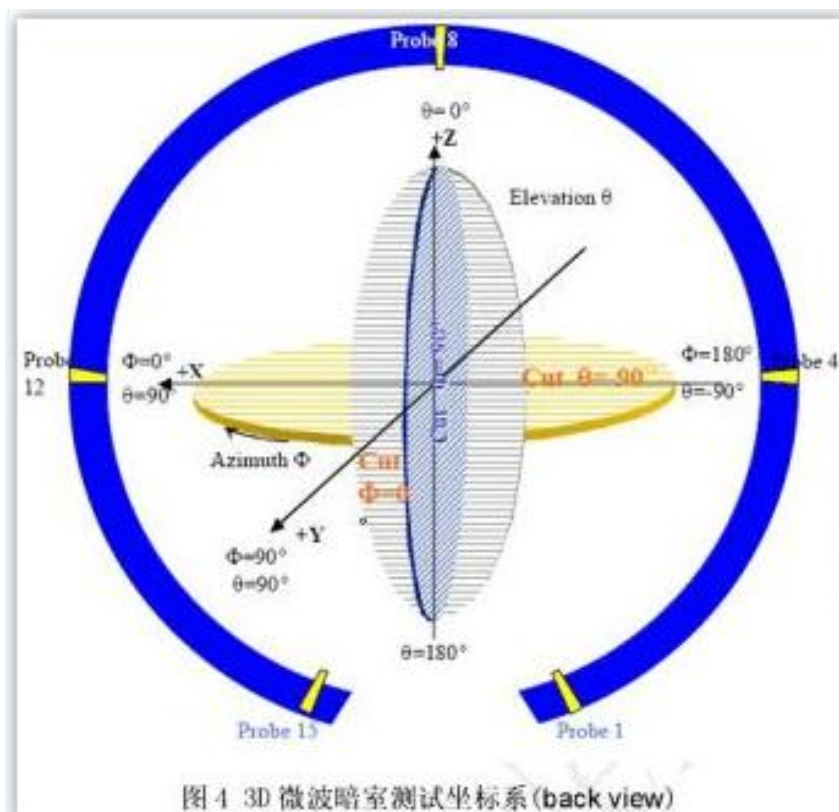
Test Date	2025.06.25	Sample Qty.	3	Inspector	Xu Yanfang
Dimension No.	Standard	Sample 1	Sample 2	Sample 3	Pass/NG
①length	19.5±0.2mm	19.5	19.6	19.5	Pass
②width	8.3±0.2mm	8.3	8.4	8.3	Pass
③thickness	0.1±0.03mm	0.1	0.1	0.1	Pass
④Line length	30±2mm	30	31	30	Pass
Conclusion					PASS
Inspector & Date	Xu Yanfang 2025.06.25		Approval & Date		



RF Performance Test Report

Antenna Test Equipment Introduction

Test of antenna input characteristics using **Agilent E5071C** and **Agilent 5062A** vector network analyzer; The radiation pattern of the antenna are tested using the guangping 3D near field Anechoic Chamber, and the instrument is used to agilent8960 E5515 and Agilent E4438C. The test coordinates of the darkroom are as follows:



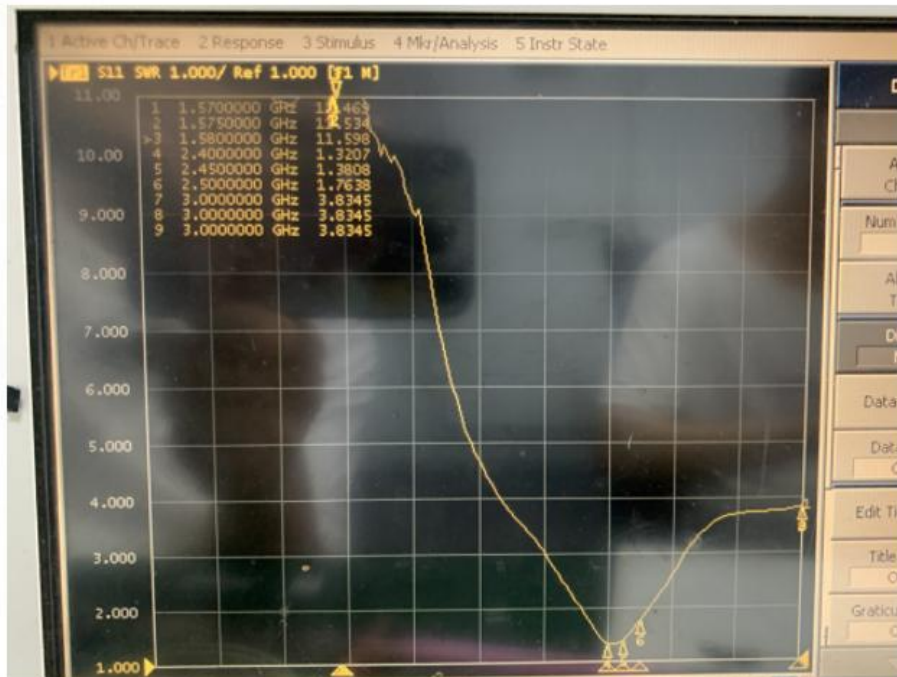
1. **S11 Parameter-VSWR**

Measuring Method is a 50Ω coaxial cable is connected to the antenna. Then this cable is connected to a network analyzer to measure the S11 parameter, Keeping this fixture away from metal at least 20cm.

S11 Parameter-VSWR



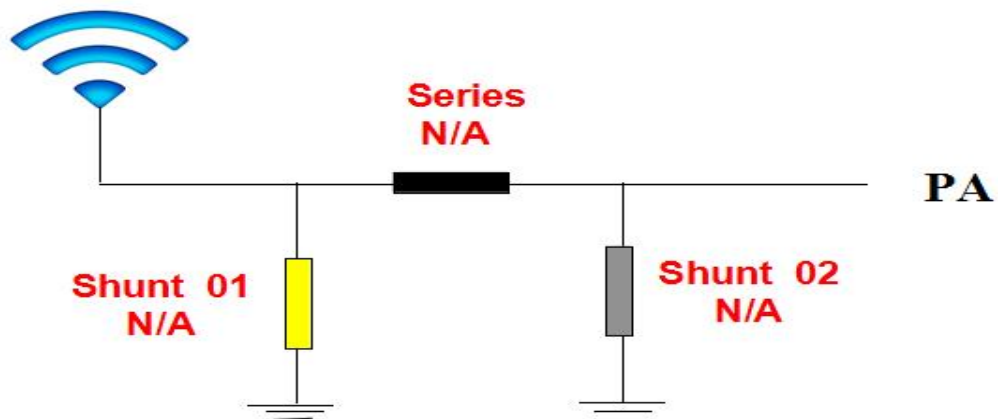
SHUN DA CHENG TECHNOLOGY CO., LTD



Frequency(MHz)	2400	2450	2500
VSWR	1.32	1.38	1.76

2. Antenna Matching Network

Antenna

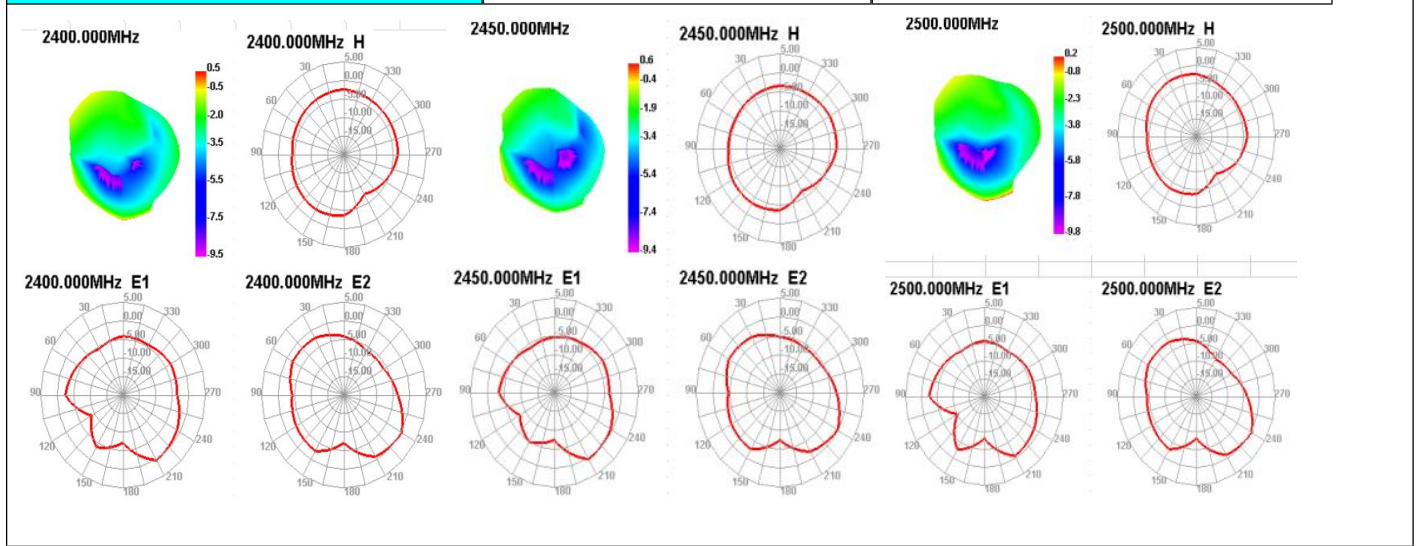


3. Gain & Efficiency



SHUN DA CHENG TECHNOLOGY CO., LTD

Frequency (MHz)	Efficiency (%)	Peak GAIN (dBi)
2400	38.25	0.54
2450	40.76	0.62
2500	37.33	0.18



**SHUN DA CHENG TECHNOLOGY CO., LTD****Reliability Test Report**

Test Date	2025. 06. 25	Sample Qty.	3	Inspector	Xu Yanfang	
Test Item	Requirement	testing equipment	Sample 1	Sample 2	Sample 3	PASS/NG
High temperature storage	The test was carried out after 24H exposure at +85℃ and 2H recovery	Constant temperature and humidity box	OK	OK	OK	Pass
Low temperature storage	The test was carried out after 24H exposure at -40℃ and 2H recovery	Constant temperature and humidity box	OK	OK	OK	Pass
High temperature work	At +60℃ for 24H	Constant temperature and humidity box	OK	OK	OK	Pass
Work in low temperature	At -20℃ under the condition of power work for 24H	Constant temperature and humidity box	OK	OK	OK	Pass
Salt spray test	The pH value was 6.5 ~ 7.2, and the temperature of the experimental chamber was (35±2)℃ <input type="checkbox"/> 24H <input checked="" type="checkbox"/> 48H	Salt spray testing machine	OK	OK	OK	Pass
Connector riveting and drawing force	1.13Wire diameter ≥ 10N 0.81Wire diameter ≥ 8N RG174 ≥ 60N RG178 ≥ 50N	Push pull meter	≥10N	≥10N	≥10N	Pass
Conclusion						Pass
Inspector & Date	Xu Yanfang 2025. 06. 25		Approval & Date			



Packing rules

Project name: VT88

Product name: FPC antenna

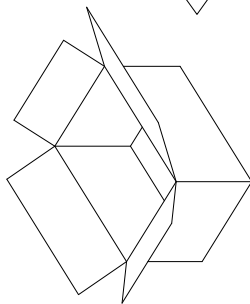
FPC antenna (one)



(two) Each PE bag contains 100pcs of products (subject to actual packaging)



(three) Then put the small antenna bag neatly into (Figure 3) and fill 10 small bags (the actual packaging shall prevail).



(four) The packaged antenna can be put into a carton, which can hold 5 large bags, each box can hold 5000PCS (Figure 4). (Subject to actual packaging)



supplier	
purchase order number	
material code	
specifications and models	
quantity	
date	

(five) After the packaging is completed, the shipping label should be affixed (Figure 5).



Install Wizard or Other

Installation process:

Take 1PCS of products and tear off the release paper on the back of the FPC by hand. Then align the positioning holes of the FPC with the positioning holes of the shell (positioning bars or positioning wires) and attach them to the shell smoothly. The specific positions are shown in the figure below:

Precautions for installation:

- ☐ After attaching the antenna, ensure that the FPC is fully attached to the shell;
- ☐ The positioning hole is aligned with the position of the housing positioning column;
- ☐ FPC edges are aligned with housing edges;
- ☐ When connecting the antenna with terminal to the PCBA end of the motherboard, align the terminal first and then close it vertically.
- ☐ When removing the antenna terminal, use a tool (such as a dedicated crowbar) to lift the terminal vertically. Do not pull the cable to remove the terminal directly



SHUN DA CHENG TECHNOLOGY CO., LTD

ROHS

Certificate

Certificate Number: UNIB24083009HC-01



Product: 5G/4G/WIFI/GPS/BT antenna/M808 antenna
Applicant: ShenZhen ShunDaCheng Technology Co., Ltd.
4th Floor, Building B5, Xinfu Industrial Zone, Fuyong Chongqing Road,
Baoan District, Shenzhen
Manufacturer: ShenZhen ShunDaCheng Technology Co., Ltd.
4th Floor, Building B5, Xinfu Industrial Zone, Fuyong Chongqing Road,
Baoan District, Shenzhen
Model No.: N/A
Trade Name: N/A
Test Methods: IEC 62321-2:2021, IEC 62321-3-1:2013, IEC 62321-4:2013 +A1:2017,
IEC 62321-5:2013, IEC 62321-6:2015, IEC 62321-7-1:2015
IEC 62321-7-2:2017, IEC 62321-8:2017

The laboratory tested the product provided by the applicant according to the above test methods. According to the test results, the product conforms to RoHS Directive [(2011/65/EU and Amendment (EU) 2015/863)] issued by the European Commission. It is possible to use CE marking to demonstrate the compliance with RoHS Directive.

The certificate applies to the tested sample above mentioned only and shall not imply an assessment of the whole production. It is only valid in connection with the test report number: UNIB24083009HR-01.

Note: According to the requirements of the applicant for testing, details are shown in the test report.

RoHS

Sep. 06, 2024
Issue Date

Hoffer Lau



Shenzhen United Testing Technology Co., Ltd.

Shenzhen: D101&D401, No. 107, Kaicheng High-Tech Park, Taoyuan Community, Dalong Sub-District, Longhua District, Shenzhen, Guangdong, China/518109

Guangzhou: No.47-3, Industrial Road, Zhushan, Dalong Street, Panyu District, Guangzhou, Guangdong, China/511450;

101/F, Building 2, Tongxin Industrial Park, Xinqiao Village, Dalong Street, Panyu District, Guangzhou, Guangdong, China/511450

Tel: +86-755-86180996/+86-020-39277769

Web Site: www.uni-lab.hk/ E-mail: hofferlau@uni-lab.hk



Certificate of Compliance

Company Address: 4th Floor, Building B5, Xinfu Industrial Park, Chongqing Road, Fuyong Town, Baoan District, Shenzhen Telephone :0755-27211658 Fax :0755-29485750