GUANGDONG BINLET INDUSTRIALCO.,LTD

OWS Open Comfort Earphones

user's manual

Safety instructions

Please read and retain all safety and usage instructions.

Use only accessories/accessories specified by the manufacturer.

Special Note
To avoid accidental ingestion, keep headphones away from children and pets. The headset contains a lithium battery that can be dangerous if swallowed. If swallowed, seek medical attention immediately. When not in use, store the headset in a capped charging case and keep it away from children and pets.
Do not use the headphones at high volume for long periods of time.
To avoid hearing damage, use the headphones at a comfortable, moderate volume.
Turn down the volume of the device first, then put on the headset, then gradually increase the volume until you reach a comfortable level of hearing.
If you are talking over this headset while driving, use it with caution and follow the applicable laws regarding the use of your phone and headset. In some places, the law has special restrictions on the use of such products when driving, such as the configuration of a single ear.
Do not use the headset for other purposes while driving.
If you are using headphones when you are engaged in activities that require concentration, you should be aware of the safety of yourself and others, such as when riding a bicycle or walking on or near roads, construction sites or railways, and follow the relevant laws regarding the use of headphones. , You should remove the headphones or adjust the volume to make sure you can hear the surrounding sounds, including alarms and warnings.
Children are not allowed to use headphones.
Do not immerse the headphones in water or expose them to moisture for long periods of time, or wear them in water sports such as swimming, water skiing, and surfing.

Basic precautions should be observed when using this product:
Read all instructions before using the charging case.
If the charging box is used near a child, it must be closely monitored to prevent injury.

The charging box must not be exposed to substances such as water, rain, liquid or snow.
Using a power source or charger that is not recommended or sold by the battery manufacturer may result in a risk of fire or personal injury.
Do not use the charging case beyond the rated output power.
Do not use a damaged or modified charging box. Damaged or modified batteries can cause fire, explosion, or Unpredictable dangers such as personal injury.
Do not disassemble the charging case. Improper reorganization can result in a risk of fire or personal injury.
Do not disassemble, squeeze or throw the charging box into a fire or at a high temperature. Exposure to fire or temperatures above 100 °C can cause an explosion.
Only qualified service personnel should perform maintenance operations using the same spare parts.

Not suitable for children under 3 years of age.

Contains magnetic materials. Please consult a doctor if it will affect the implantable medical device.

Do not modify this product without authorization.
Use this product only under approved power supplies (such as UL, CSA, VDE, CCC) that meet local regulatory requirements.
Do not overheat the product containing the battery (for example, avoid direct sunlight and keep away from fire, etc.). Wipe off the sweat from the headphones and the charging case before charging.

Common problems and solutions

Problem Description	Causing problems	Problem solving
Not booting	Battery is exhausted	Fully charge with the charger
Not charging	Charging plug is not plugged in	Reinsert the charging plug
Not shut down	Misoperation caused the headset program to go wrong	Charge reset with the charger
Not searching or Pairing failed	The headset did not enter Pairing status	Put the headset into the pairing state
		reset
	Mobile phone Bluetooth application error	Turn off the phone and reboot

Packing list

Headphone buttons

Headphones*1 Charging case*1

Manual*1

Cable*1

Note:
Do not use if the product is partially damaged, please contact an authorized dealer or customer service.
To prevent rust, periodically clean the charging pins on the headphones with a dry, soft cotton rag or similar item.

Instructions

Start up
(Headphones in the compartment) Remove the headphones and turn them on automatically
(The headphones are outside the compartment) Press and hold the headphones button for 2 seconds to manually turn on the phone

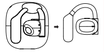

Shutdown
Automatic shutdown upon warehousing
Press and hold the earphone button for 5 seconds to manually turn off the device

Switching between Chinese and English
When not connected, press the earphone button three times to switch the earphone language (both left and right ears can be used)

Restore factory settings
When turned on, the six tap earphone button returns to factory settings, only clearing phone pairing information and not ear pairing information (both left and right ears can be cleared)

Action Illustration

Answer the phone
When calling, click on the earphone button
Both ears are fine

Hang up
Call completed, click on the earphone button ,
Both ears are fine

Reject a call
When calling, press and hold the earphone button for 2 seconds Reject incoming calls,Both ears are fine

Volume control
When connected, increase the volume, long press the right headphone button to decrease the volume, and long press the left headphone button (only effective after headphone formation)

Action Illustration

SIRI
Three click earphone button
Wake up voice assistant
Both ears are fine

Play / pause
When playing music, click on the earphone button.Enable playback/pause,
Both ears are fine

Song switching
When playing music,
Double click the left ear button to go back to the previous song.
When playing music,
Double click on the right ear button Double click on the next song.

Charging indication

Earphones can be charged by placing them in the charging box.
The headphones are fully charged for about 2 hours.
Red light breathing during charging
No LED display effect when full

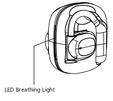

Pairing method

Turn on and enter pairing mode,
The red and white indicator lights of the main ear flash alternately.
The white light on the auxiliary ear flashes slowly.
Ear pairing completed,
The indicator light is off

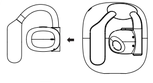

Paired connection

Pairing name found by mobile phone (5600)
Connect There will be a prompt
tone when pairing is successful

Environmental requirements

Hazardous substance name	ppm
Pb	1000
Cd	100
Hg	1000
Cr6+	1000
PBBs	1000
PBDEs	1000

P.S: All relevant RoHS standards must be tested and relevant qualification reports must be available.

Product service

GUANGDONG BINLET INDUSTRIAL CO., LTD
Add:Room 601 Building 12 No.6 First Hualing first Road Cha Shan Town Dongguan Guangdong

Product quality Certificate	Product number_____ Inspectors _____ date _____

FCC Warning

This device complies with Part 15 of the FCC Rules. Operation is subject to the following two conditions:
(1) This device may not cause harmful interference, and (2) this device must accept any interference received, including interference that may cause undesired operation.

NOTE 1: This equipment has been tested and found to comply with the limits for a Class B digital device, pursuant to part 15 of the FCC Rules. These limits are designed to provide reasonable protection against harmful interference in a residential installation. This equipment generates, uses and can radiate radio frequency energy and, if not installed and used in accordance with the instructions, may cause harmful interference to radio communications. However, there is no guarantee that interference will not occur in a particular installation. If this equipment does cause harmful interference to radio or television reception, which can be determined by turning the equipment off and on, the user is encouraged to try to correct the interference by one or more of the following measures:
-Reorient or relocate the receiving antenna.
-Increase the separation between the equipment and receiver.
-Connect the equipment into an outlet on a circuit different from that to which the receiver is connected.
-Consult the dealer or an experienced radio/TV technician for help.

NOTE 2: Any changes or modifications to this unit not expressly approved by the party responsible for compliance could void the user's authority to operate the equipment.

The device has been evaluated to meet general RF exposure requirement. The device can be used in portable exposure condition without restriction.