

Shenzhen Ruitong Qianye Technology Co., LTD

Client

TYPEA11 Wireless charging transmitter coil

Model NO G41.5*8.0*0.8 double-slot with holes and self-adhesive tape, 30MM in length
/0.08*80P

Part numbering system

Client P/NO

Engineer NO

Date May 22, 2023

For Engineer Department Only	
Revised Content	Approved Date

Prepared

Checked

Approved

Wan JimeiWan JimeiLiu Chengzhao

Authorized Signature Company Chop		
Engineer	QC Approved	Approved

一、 WINDING PROCESS:

NO	Winding	Wire gauge	Number of turns	Winding direction	Remarks
1	N1	2UEW-B-0.08*80P	10TS	CCW	
2					

二. FEATURES:

1.Test conditions: 25°C,65%RH@100KHz/1V

1.1 Inductance

Shenzhen Ruitong Qianye Technology Co., LTD

1.11 L0A (Individual coil) = $3.8\mu\text{H} \pm 20\%$

1.12 L0A(Coil+magnetic sheet)= $6.5\mu\text{H} \pm 10\%$

1.2 Q=50MIN

1.3 DCR: 60mΩ MAX


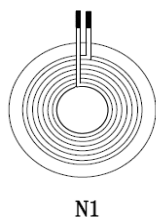
1.4 Operating Temperature: $-25^{\circ}\text{C} \sim 85^{\circ}\text{C}$

2.Test instrument: L:Chuangda1068+1310;DCR:502BC;SIZE:Callipers

3.List of materials

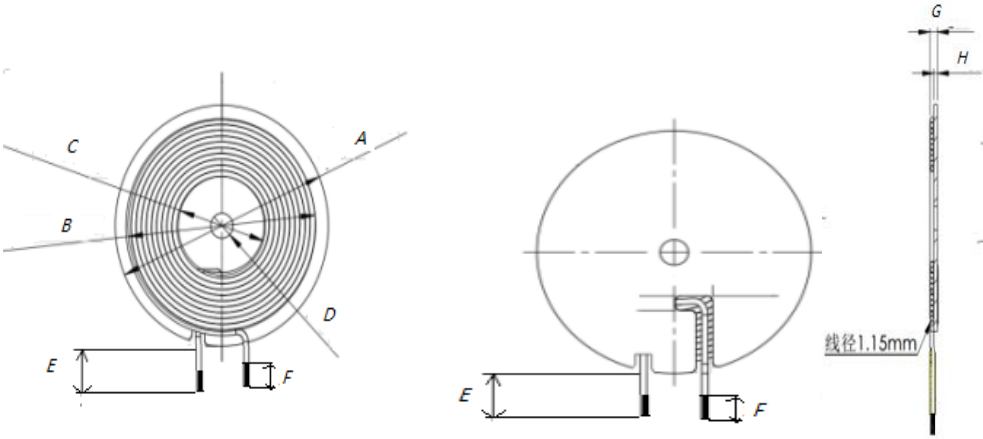
N O	ITEMS	MATERIALS
1	WIRE	$\phi 0.08 \times 80\mu$ 2UEW-
2	FERRITE	41.5*8* 0.8L type double-slot perforated ferrite hard magnetic double-sided tape on the back
3	GLUE	Water-based white glue
4	SOLDER	HQ-996/JS-996
5	Tin	Thousand Island Pure Tin
6	High temperature adhesive	5MMHigh-temperature tape
7		
8		

三. CIRCUIT DIAGRAM



Unit: MM

四. OUTSIDEDIAGRA



Note: Wrap 5MM (ref) high-temperature adhesive tape around the coil lead-out position, and attach double-sided adhesive tape to the back of the magnetic sheet.

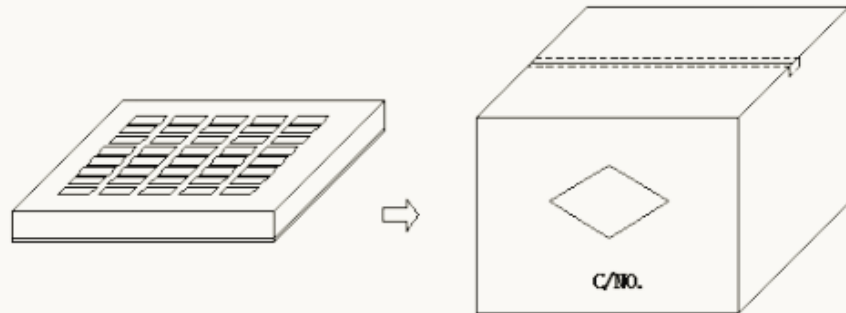
STD	A	B	C	D	E	F	G	
STD	41.5±0.5	38±0.5	13.5±0.3	8±0.2	30±2	3±1	1.9±0.3	

Unit: MM

五. PACKAGE

Shenzhen Ruitong Qianye Technology Co., LTD

5.1 包装图片 Packing pictures:



5.2 包装数量及规格 Packing Quantity:

项目 Item	数量 Quantity	材料规格 Material
盒 Box	350 Pcs	345*330*50 mm
箱 Big Carton	1750 Pcs	360*340*280 mm

5.3 The packaging shall be based on the existing packing plate and the actual delivery package shall prevail .If there is any requirement,we can customize it.

六、Storage and Use condition

6.1 Storage condition

6.1.1 Recommended keeping conditions: $-25^{\circ}\text{C} \sim 85^{\circ}\text{C}$, 70%RH
(Max.)

6.1.2 Storagelife : Within the limits of six months from
being produced.

6.2 Use condition

Use condition limit: $T=-25^{\circ}\text{C} \sim 85^{\circ}\text{C}$, $\text{RH} \leq 90\%$.