


TOP LABEL

For Model: **CCS-500BT (Classic Car Stereos Brand)**

PART NO:XXX-XXXXXXXXXXXX-XX-XX






**Model: CCS-500BT**

**Frequency Range:**  
FM:87.9 ~ 107.9MHz    AM:530~1700KHz

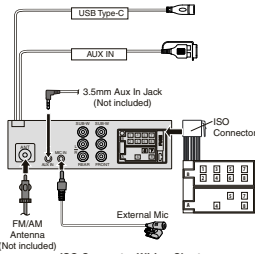
**Power Supply:**  
DC 12V --- 15A Negative Ground

**Speaker Impedance:** 4 Ohms  
Interference Absorption Circuit

This device complies with Part 15 of the FCC Rules.  
Operation is subject to the following two conditions:  
(1) This device may not cause harmful interference,  
and  
(2) This device must accept any interference  
received, including interference that may  
cause undesired operation.



FCC ID: 2BPYP-CCSBT  
IC: 34074-CCSBT



**ISO Connector Wiring Chart**

Pin	Wire Color	Function
A4	Yellow	Battery(+)
A5	Blue Blue/White	Connect to system control terminal of the power AMP or auto antenna relay control terminal (Max 150mA 12VDC)
A7	Red	Ignition(ACC)
A8	Black	Ground
B1/B2	Violet ⊕ Violet/Black ⊕	Right rear speaker
B3/B4	Grey ⊕ Grey/Black ⊕	Right front speaker
B5/B6	White ⊕ White/Black ⊕	Left front speaker
B7/B8	Green ⊕ Green/Black ⊕	Left rear speaker

SCALE:1/1

Color: White Background/Black Lettering  
Size: 90X60mm