



RF Test Setup Photograph

Description: Radiated Spurious Emissions Test Setup for below 9kHz ~ 30MHz (PCB Antenna – On board)




Description: Radiated Spurious Emissions Test Setup for 30MHz ~ 1GHz (PCB Antenna – On board)




Description: Radiated Spurious Emissions Test Setup for 1GHz ~ 18GHz (PCB Antenna – On board)




Description: Radiated Spurious Emissions Test Setup for above 18GHz (PCB Antenna – On board)




Description: Radiated Spurious Emissions Test Setup for 9kHz ~ 30MHz (PCB Antenna – External)




Description: Radiated Spurious Emissions Test Setup for 30MHz ~ 1GHz (PCB Antenna – External)



Description: Radiated Spurious Emissions Test Setup for 1GHz ~ 18GHz (PCB Antenna – External)



Description: Radiated Spurious Emissions Test Setup for above 18GHz (PCB Antenna – External)



Description: Conducted Test Setup

