

Specifications

SPECIFICATION FOR APPROVAL

CUSTOMER:

CUS PARTNO:

PART NAME: Spring antenna

TPTPART NO: WWXLTH2128

Version : 1.0

Signature and seal of customer:

Date: MM/DD/YY

Procurement Department	Engineering Department	Approved

Manufacturer: XJ Metering Co., Ltd
Add: XJ Smart Power Grid Industrial Park, Xuchang,
China

Table of Contents

Cover 1

Contents 2

I. Finished product pictures. 3

II. Product test parameters. 3

III. Antenna Test Environment: .4

IV. Antenna passive parameters: 5

1. Standing wave diagram..... 5

2. Gain and Efficiency 5

V. Product features. 6

VI. Product Structure Diagram. 7

VII. Sample Inspection Report. 8

1. Environmental test.. 8

2. Salt spray test. 9

VIII.	Packing	Instructions.	10
-------	---------	---------------	----

Spring Antenna Specification

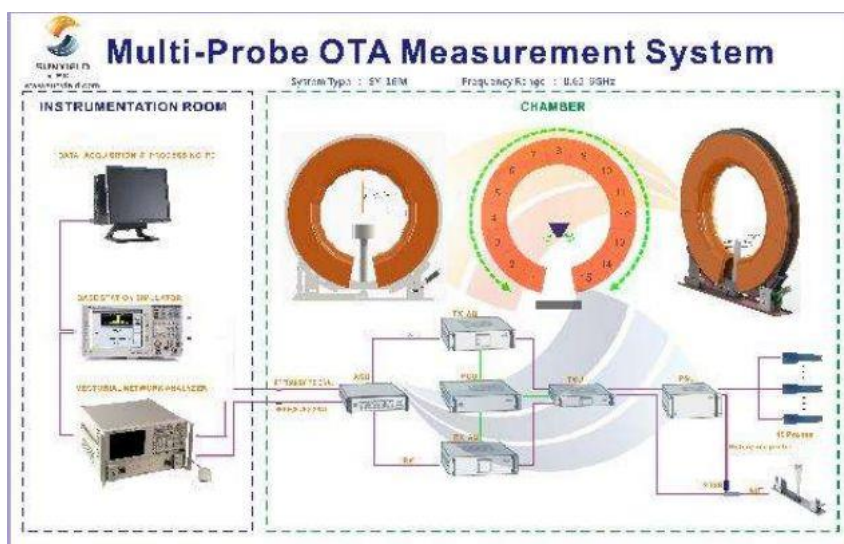
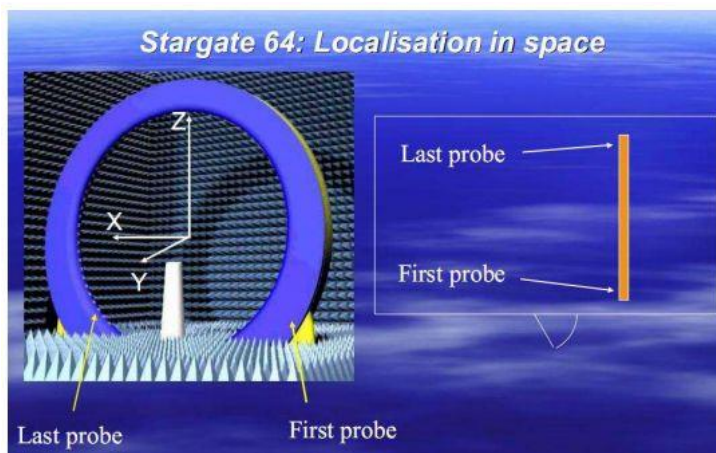
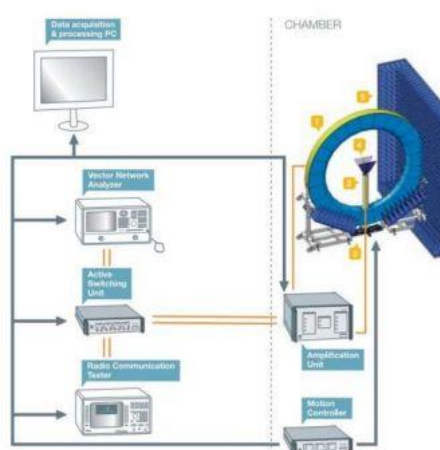
I. Finished Product Drawing



II. Product Test Parameters

Product Name Spring Antenna (WWXLTH2128)		Model Type	
Electrical Parameters		MECHANICAL SPECTFICATIONS	
Frequency Range 920±5MHz		Dimensions	Diameter 4.6*17.1mm
Input Impedance	50Ω	Connector Model	Welding
Standing-wave ratio VSWR	<3.0	Shell material Radome Material	Carbon steel nickel plating wire 0.6
Gain	-7.0dBi	Shell color Radome Color	Natural color
Polarization	Verticalization	Working Temperature	-45℃~+85℃
Radiation	Omnidirectional	Limit Temperature	-45℃~+85℃
Power capacity	50W		

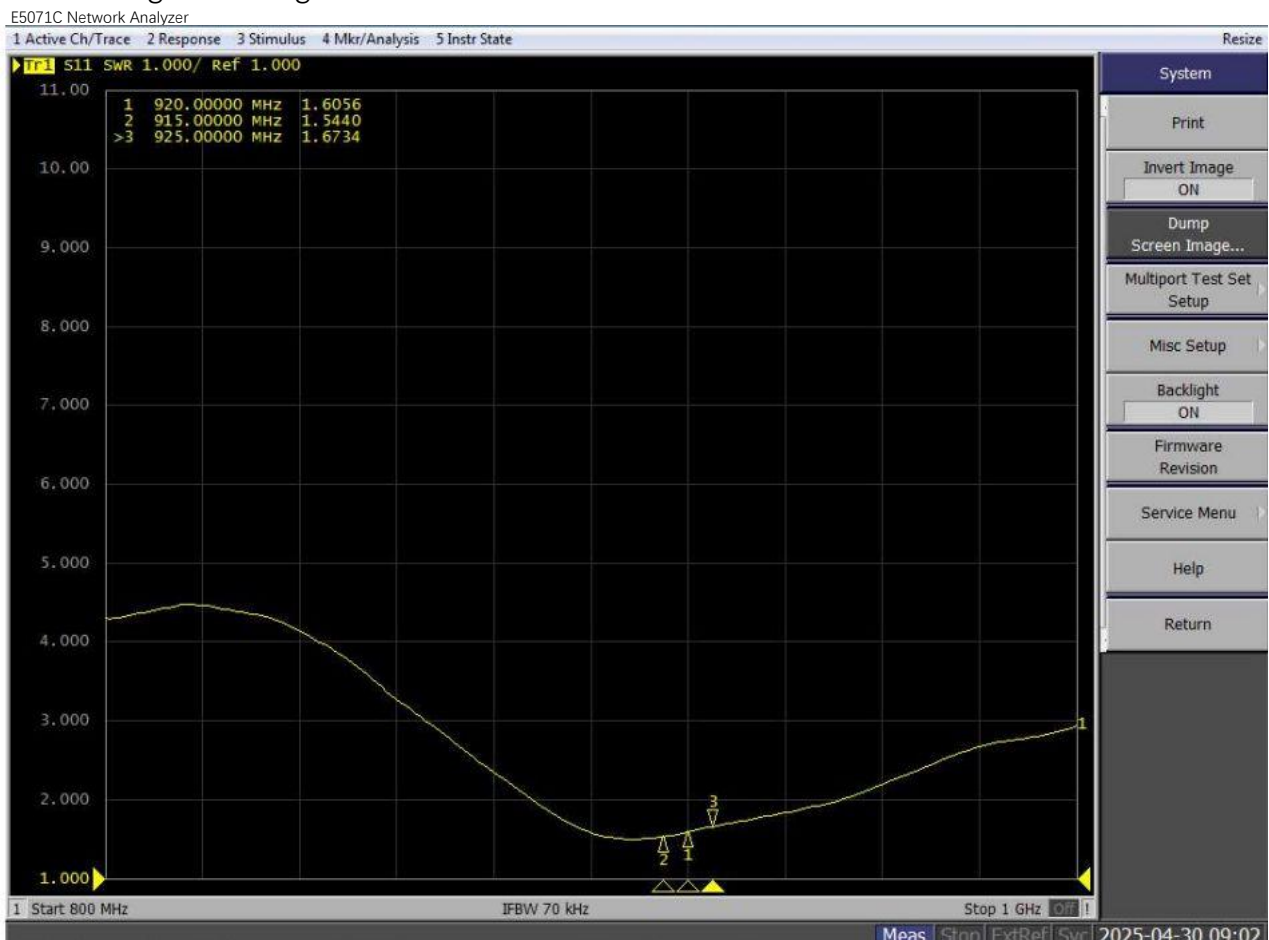
III. Antenna Test Environment



Test System:	SY-16M Antenna Measurement System
Test environment:	Temperature $22^{\circ}\text{C} \pm 3^{\circ}\text{C}$, humidity $50\% \pm 15\%$
Test equipment:	Agilent 5071C Agilent 8960 integrated tester Agilent CMW500 4G integrated tester

IV. Antenna passive parameters:

1. Standing wave diagram:



V. Product Features

1. First use high-quality carbon steel nickel-plated wire, which has low self-attenuation;
2. Stable performance and long service life;
3. Good standing waves in the frequency band.

Page 7

Experiment/Testing Equipment	Constant temperature and humidity test chamber Network analyzer		Number of tests	5 PCS		
Inspection Standard	1. The metal surface coating shall be free of peeling, cracks, wrinkles and other defects; the non-metallic parts shall not have discoloration, cracking, deformation, debonding and other defects. 2. The electrical test meets the design requirements; the voltage standing wave ratio test is qualified.					
Test Name	Test Items	Requirements	Tested by Law	Actual measurement Test data	Results	
					Samples	Judgement
High temperature Test	Temperature (° C) Temperature stabilization time of test sample (h) Test duration (h) Recovery time (h)	+85±3 1 2 1	According to GB2423. 1-89 No. 9 Chapter Specified Method Progress Row	+87 1.2 2.3 1	1	Qualified
					2	Qualified
					3	Qualified
					4	Qualified
					5	Qualified
Low temperature Test	Temperature (° C) Temperature stabilization time of test sample (h) Test duration (h) Recovery time (h)	-45±3 1 2 1	According to GB2423. 1-89 No. 8 Chapter Specified Method Progress Row	-46 1.2 2.4 1.1	1	Qualified
					2	Qualified
					3	Qualified
					4	Qualified
					5	Qualified
Constant humidity Thermal test	Temperature (° C) Relative humidity (%) Test duration (h) Recovery time (h)	+40±2 90-95 21 1	According to GB2423. 3-93 No. 5 Chapter Specified Method Progress Row	+42 92 22 1.1	1	Qualified
					2	Qualified
					3	Qualified
					4	Qualified
					5	Qualified

2. Salt spray test

Salt spray test report				
Test Items	Salt spray test			
Name of test sample plate	Spring antenna (WWXLTH2128)	Test date	2025. 05. 12	
Equipment name	Salt spray corrosion test chamber	Number of tests	5 PCS	
Test method	Put the test sample into the prepared salt solution test chamber and salt spray corrosion chamber for continuous spray test			
Concentration of salt solution	52g/L	PH value of salt solution: 6.5-7.2	Test period: 24h	
Actual test data	55g/L	PH value of salt solution: 6.8	Test period: 26h	
Test standard	<p>The test is carried out in accordance with GB/T10125 "Artificial atmosphere corrosion test, salt spray test"; the results are as follows</p> <p>GB/T6461-2002 "Metallic and other inorganic coatings on metal substrates are specimens and test pieces after corrosion testing Rating» Rating.</p>			
Test results				
No.	Corrosion resistance grade	Actual test data	Evaluation Result	Remarks
1	Rp/Ra=10/10vsB	Rp/Ra=10/10vsB	Qualified	
2	Rp/Ra=10/10vsB	Rp/Ra=10/10vsB	Qualified	
3	Rp/Ra=10/10vsB	Rp/Ra=10/10vsB	Qualified	
4	Rp/Ra=10/10vsB	Rp/Ra=10/10vsB	Qualified	
5	Rp/Ra=10/10vsB	Rp/Ra=10/10vsB	Qualified	

VIII. Packing instructions: 1000 per PE bag; then put into a large carton.



Fig. 1 PE Bag

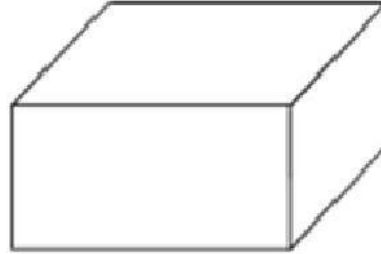


Fig. 2 Carton