



Shenzhen Zhi de Electronics Co., LTD

acknowledgement

SPECIFICATION FOR APPROVAL

visitor one-

panelled door :

Sources

CUSTOMER:

34200019

Customer number:

CUST P/N:

ZD-WY

Internal material

number:

Ø20.5\*39-0.08\*24\*2-10TS-35mm-5.3\*43.5CC

LCX P/N:

2024/4/29

product model :

DESC:

A.1

sun designated

time :

DATE:

printing plate

stem or root of

plants :

Version:

fabrication PREPARED BY	examine and verify CHECKED BY	rati fy APPROVED BY	The customer acknowledged CUSTOMER APPROVE
Ti an Peng 2024/1/24	Li Xi aogqi January 24, 2024	Duan Renli ang January 24, 2024	

Address: 6th Floor, Building A, Jinli Industrial Park, Shangmugu Village, Pinghu  
Street, Longgang District, Shenzhen

Tel: 0755-28265394

**E-mail:** [914996326@qq.com](mailto:914996326@qq.com)

---

ZD-GZ001




[Type text]

[Type text]

[Type text]

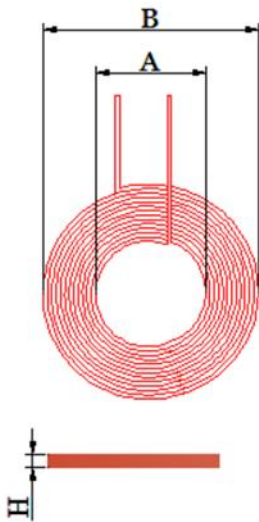
Product specification SPECIFICATION  Drawing number: ZD-WY								printing plate stem or root of plants A / 1		Produced by Tian Peng on April 9, 2024			Review: Duan Ren-liang 2024/4/9		
								Page 3 of 4		customer code : Customer part number: 34200019					
specifications and models				Ø20.5*39-0.08*24*2-10TS-35mm-5.3*43.5CC					Internal part number: ZD-WY						
A	*	C	D	*	*	H	H1	H2	-	-	-	-	-	---	
20.5 ±0.5	39 ± 1	5.3 ±0.5	43.5 ± 0.5	1	2	0.6 ± 0.1	0.65 ±0.1	1.5 ±0.4	-	-	-	-	-	---	

1. DIMENSION: (mm) Winding die Ø20.5 coil weight: 2.673

Note: The magnetic sheet coil is double-sided with double-sided back adhesive.

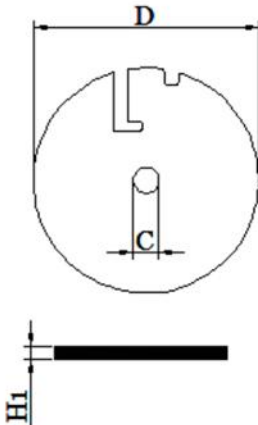
图一：线圈

Figure 1: Coil



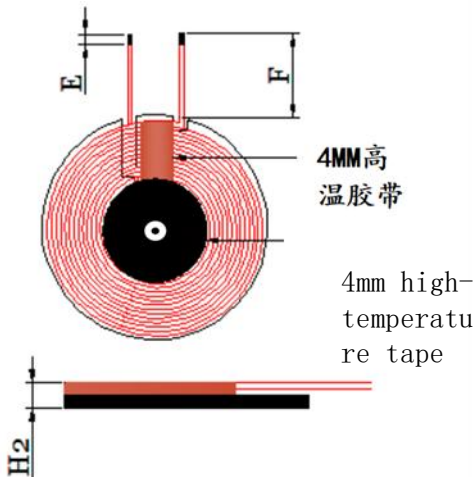
图二：硬磁片

Figure 2: Hard magnetic sheet



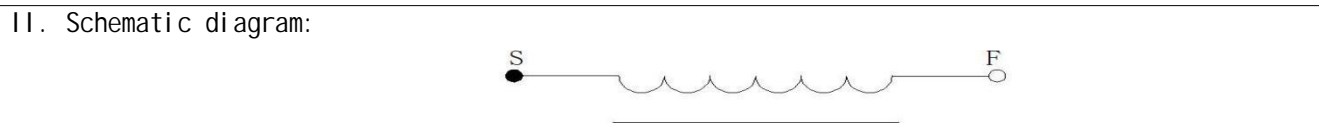
图三：线圈与硬磁片组合

Figure 3: Coil and hard magnetic sheet



1. The coil is wound in the way shown in Figure 1, and the lead wires are crossed out.

2. The magnetic sheet specification is: 43.5\*5.3\*0.65 hard magnet.  
3. The coil's start and end lines are attached to the magnetic sheet in reverse orientation. (The coil is not flat.) 4. Double-sided adhesive measuring D8\*42.5\*0.08mm is applied to the back of the magnetic sheet, while the coil side is covered with D8\*42.5\*0.08mm (yellow).



Winding Specifications:					
order number NO	terminal TERMINAL		Wire diameter	Wire decomposition temperature Temperature	number of turns Turns Winding direction Winding Direction
L1	S	F	Enamel wire 2*0.08*24P*2	180-250 degrees	10TS anticlockwise

[Type text]

[Type text]

[Type text]

IV. Electrical characteristics ELECTRICAL CHARACTERISTIC: Temperature TEMPERATURE: 25±10° C, humidity RELATIVE HUMIDITY: 65±20%						
order number NO	Disk mater- ial Disk material	f e e l  mea sur e  L s	Q price	i mpedance DCR	Test conditions TEST FREQUENCY	measuring and test instrume- nts TEST EQUIPMENT S
L1		4.0uH±10% (single coil)	>20	84mΩ±10%	100KHz/1.0V	4091C
L2	Hard disk	6.5uH±10% (fitting magn- etic sheet)	>30	84mΩ±10%	100KHz/1.0V	4091C

Product specification sheet SPECIFICATION  Drawing number: ZD-WY		Version A/0	Produced by Tian Peng on April 9, 2024	Review: Duan Renliang 2024/4/9	
		Page 4 of 4	customer code :		
specifications and models	Ø20.5*39-0.08*24*2-10TS-35mm- 5.3*43.5CC		Customer part number: 34200019		
			Internal part number: ZD-WY		

- V. Packaging method:
- 1. One box 9PCS
  - 2. One layer of 360PCS
  - 3. One box with five layers 1800PCS/case

