



Shenzhen Zhide Electronics Co., LTD

SPECIFICATION FOR APPROVAL

CUSTOMER:

Wei yuan

CUST P/N:

34200017

LCX P/N:

ZD-WY

DESC:

Ø 20.5*39-0.08*24*2-10TS-8mm-5.3*43.5CC

DATE:

2024/1/24

Version:

A.0

fabrication PREPARED BY	examine and verify CHECKED BY	ratify APPROVED BY	Customer acknowledges CUSTOMER APPROVE
Tian Peng 2024/1/24	Xiao-qi li 2024/1/24	Duan Renliang 2024/1/24	

the earth Address: 6th floor, Building A, Jinli Industrial Park, Shangmugu Village, Pinghu Street, Longgang District, Shenzhen City

electricity Words: 0755-28265394

E-mail: 914996326@qq.com

Product specification book SPECIFICATION		edition A/0	Production: Tian Peng 2024/1/24	Review: Duan Renliang 2024 / 1 / 24
Drawing number: ZD-WY		Page code: 2 / 4	customer code:	
		Customer material number: 34200017		
specifications and models	Ø 20.5*39-0.08*24*2-10TS- 8mm-5.3*43.5CC		Internal material number: ZD-WY	

Version change resume

Version Change History

edit ion Rev	become different change front Before Change	become different change behind After Change	Change the date Change Date	write instructions or comments on standar d Approved By
A/0	Initial issue	-----	2024/1/24	Duan Renliang

Bill Of Material

Bill of material

order number	name of material	Internal material number	Material specifications	unit	dosag e	remarks
1	coil		Enameled wire 0.08 * 24P * 2	can	2.813	
2	Hard magnetic sheet		43.5*5*0.65.3	PCS	1	
3	gum		8 * 42.5 * 0.08 (thin section)	PCS	1	

Product specification book SPECIFICATION	Production: Tian Peng 202/1/24	Review: Duan Renliang 2024 / 1 / 24
	customer code:	

specifications and models	Ø 20.5*39-0.08*24*2-10TS-8mm-5.3*43.5CC	Customer material number: 34200017	
		Internal material number: ZD-WY	

A	B	C	D	E	F	H	H1	H2	---	---	---	---	---
20.5 ± 0.5	39- ± 1	5.3 ± 0.5	43.5 ± 0.5	3 ± 0.5	8 ± 1	0.6 ± 0.1	0.65 ± 0.1	1.5 ± 0.4	---	---	---	---	---

一、 Dimension DIMENSION: (mm) winding die Ø 20.5 coil single weight: 2.673

Figure 1:coil




Figure 2:Hard disk

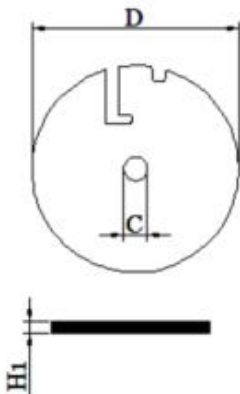
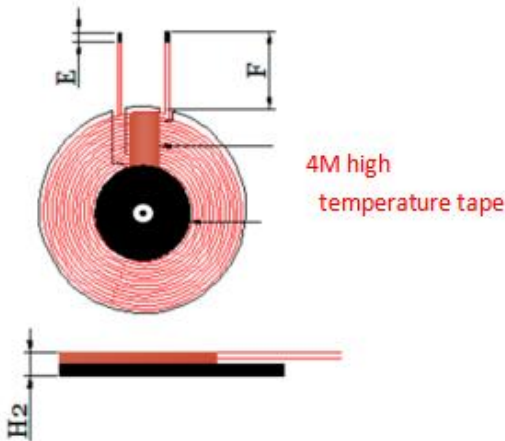



Figure 3:Coil and diskette combination



Note: magnetic coil double-surface tape.

1. The coil is wound according to figure 1, and the leads cross out. 2..3
3. Start and end of coil and magnetic sheet. (Coil is affixed non-flat).4. Stick with D8*42.5*0.08mm double-sided adhesive tape on the back of the magnetic sheet.

2. Schematic diagram of the SCHEMATIC DIAGRAM:



3. Winding parameter Winding Specification:

order number	terminal TERMINAL	Line diameter	Wire decomposition temperature	number of turns Turns	direction of winding Winding
--------------	----------------------	---------------	--------------------------------	--------------------------	---------------------------------

NO			WIRE	Temperature		Direction
L1	S	F	Enameled wire 2 * 0.08 * 24P	At 180-250 degrees	10TS	anticlockwise
4. Electrical characteristics ELECTRICAL CHARACTERISTIC:: Temperature TEMPERATURE: 25 ± 10°C, humidity RELATIVE HUMIDITY: 65 ± 20%						
order number NO	Magnetic sheet material Disk material	reciprocal sensitivity LS	Q price	impedance DCR	test condition TEST FREQUENCY	measuring and test instruments TEST EQUIPMENTS
L1		4.0 uH ± 10% (single coil)	>20	84m Ω ± 10%	100KHz/1.0V	4091C
L2	Hard magnetic sheet	6.5 uH ± 10% (lamp)	>30	84m Ω ± 10%	100KHz/1.0V	4091C

<u>Product specification book</u> SPECIFICATION		editio n A/0	Production: Tian Peng 2024/1/24	Review: Duan Renliang 2024 / 1 / 24
Drawing number: ZD-WY		Page: 4 / 4	customer code:	
specifica tions and models	Ø 20.5*39-0.08*24*2-10TS-8mm-5.3*43.5CC	Customer material number: 34200017		
		Internal material number: ZD-WY		

- 五、Packaging method Packing way:
- 1. One grid 9 PCS
 - 2. One layer of the 360 PCS
 - 3. One box of five-layer 1800 PCS / box



