

3.2 x 1.6 x 0.5 (mm) WiFi Dual Band Chip Antenna (AA055)

Engineering Specification

H 2 U 8 4 W 1 H 1 S 0 1 0 0

1. Product Number



2. Features

- *Stable and reliable performances in both 2.4 and 5 GHz bands
- *Low profile and compact size
- *RoHS compliance
- *SMT processes compatible

3. Applications

- *Wi-Fi CERTIFIED ac applications
- *Wireless communication devices when IEEE802.11 a/b/g/n/ac functions are needed.
- *IoT applications

4. Description

Unictron's AA055 ceramic chip antenna is designed for Wi-Fi CERTIFIED ac applications, covering both 2400~2500 MHz & 5150~5850 MHz frequency bands. Fabricated with proprietary design and processes, AA055 shows excellent performance and is fully compatible with SMT processes which can decrease the assembly cost and improve device's quality and consistency.

	<p>詠業科技股份有限公司 Unictron Technologies Corporation No. 83, Kewang Rd., Longtan Dist., Taoyuan City 325, Taiwan Website: www.unictron.com</p>	<p>THIS DRAWINGS AND SPECIFICATIONS ARE THE PROPERTY OF UNICTRON TECHNOLOGIES CORPORATION AND SHALL NOT BE REPRODUCED OR USED AS THE BASIS FOR THE MANUFACTURE OR SALE OF APPARATUS OR DEVICES WITHOUT PERMISSION</p>
---	---	---

Prepared by : Xenia Designed by : George Checked by : Mike Approved by : Herbert

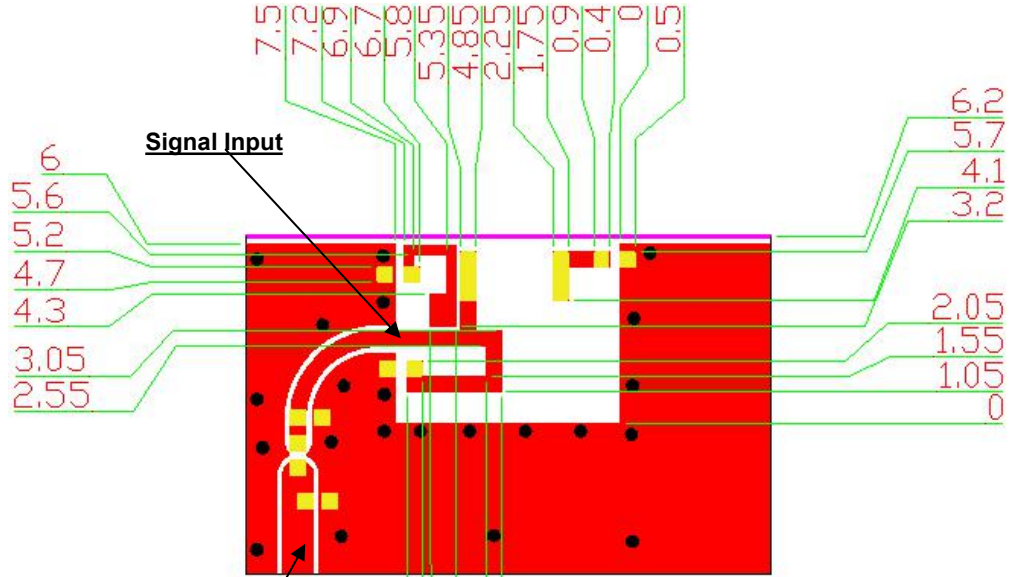
TITLE : 3.2 x 1.6 x 0.5 (mm) WiFi Dual Band Chip Antenna (AA055) Engineering Specification	DOCUMENT NO.	H2U84W1H1S0100	REV. H
PAGE 1 OF 22			

5. Layout Guide & Electrical Specifications

5-1. Layout Guide (unit : mm)

Solder Land Pattern:

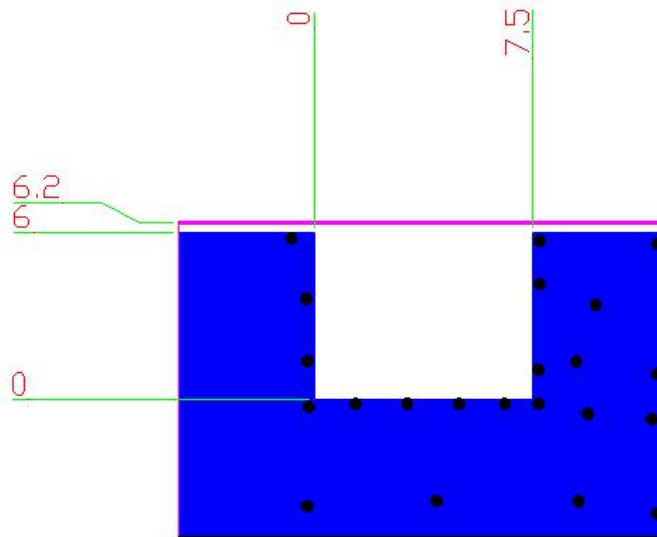
The solder land pattern (gold marking areas) is shown below. Recommendation on matching circuit will be provided according to customer's installation conditions.



Transmission Line with 50Ω Impedance Characteristic



Top View



Bottom View



詠業科技股份有限公司
Unictron Technologies Corporation
Website: www.unictron.com

THIS DRAWINGS AND SPECIFICATIONS ARE THE PROPERTY OF UNICTRON TECHNOLOGIES CORPORATION AND SHALL NOT BE REPRODUCED OR USED AS THE BASIS FOR THE MANUFACTURE OR SALE OF APPARATUS OR DEVICES WITHOUT PERMISSION

Prepared by : Xenia

Designed by : George

Checked by : Mike

Approved by : Herbert

TITLE : 3.2 x 1.6 x 0.5 (mm) WiFi Dual Band Chip Antenna (AA055) Engineering Specification

DOCUMENT NO.

H2U84W1H1S0100

REV.
H

PAGE 2 OF 22

5-2. Electrical Specifications (Evaluation Board Dimensions: 80 x 40 mm²)

5-2-1. Electrical Table (2400~2500 MHz Band)

Characteristics		Specifications	Unit
Outline Dimensions		3.2 x 1.6 x 0.5	mm
Ground Plane Dimensions		80 x 40	mm
Working Frequency		2400~2500	MHz
VSWR(@ center frequency)*		2 Max.	
Characteristic Impedance		50	Ω
Polarization		Linear Polarization	
Peak Gain	(@2442 MHz)	1.5 (typical)	dBi
Efficiency		76 (typical)	%

*Center frequency means the frequency with the lowest value in return loss of the chip antenna on the evaluation board.

5-2-2. Electrical Table (5150~5850 MHz Band)

Characteristics		Specifications	Unit
Working Frequency		5150~5850	MHz
VSWR(@ center frequency)*		2 Max.	
Characteristic Impedance		50	Ω
Polarization		Linear Polarization	
Peak Gain	(@5550 MHz)	2.6 (typical)	dBi
Efficiency		67 (typical)	%

*Center frequency means the frequency with the lowest value in return loss of the chip antenna on the evaluation board.



詠業科技股份有限公司
Unictron Technologies Corporation
Website: www.unictron.com

THIS DRAWINGS AND SPECIFICATIONS ARE THE PROPERTY OF UNICTRON TECHNOLOGIES CORPORATION AND SHALL NOT BE REPRODUCED OR USED AS THE BASIS FOR THE MANUFACTURE OR SALE OF APPARATUS OR DEVICES WITHOUT PERMISSION

Prepared by : Xenia

Designed by : George

Checked by : Mike

Approved by : Herbert

TITLE : 3.2 x 1.6 x 0.5 (mm) WiFi Dual Band Chip Antenna (AA055) Engineering Specification

DOCUMENT NO.

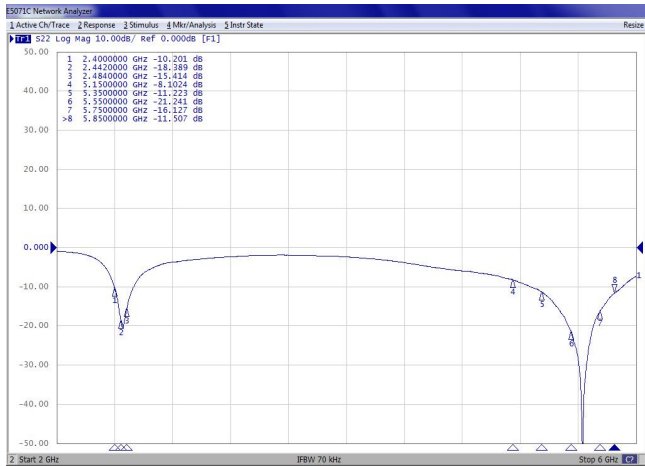
H2U84W1H1S0100

REV. H

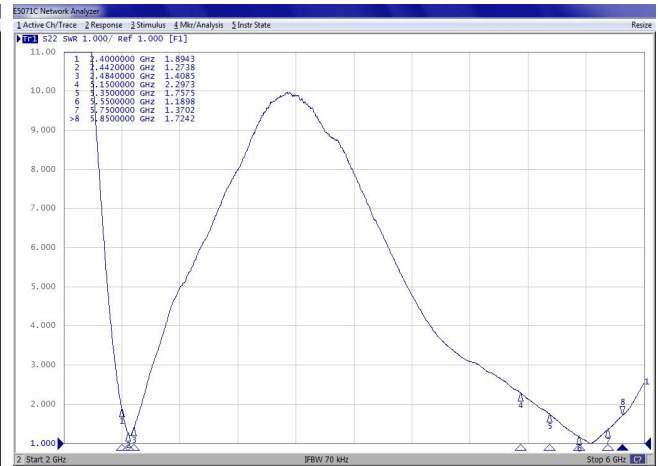
PAGE 3 OF 22

5-2-3. Return Loss & VSWR

Return Loss (S₁₁)

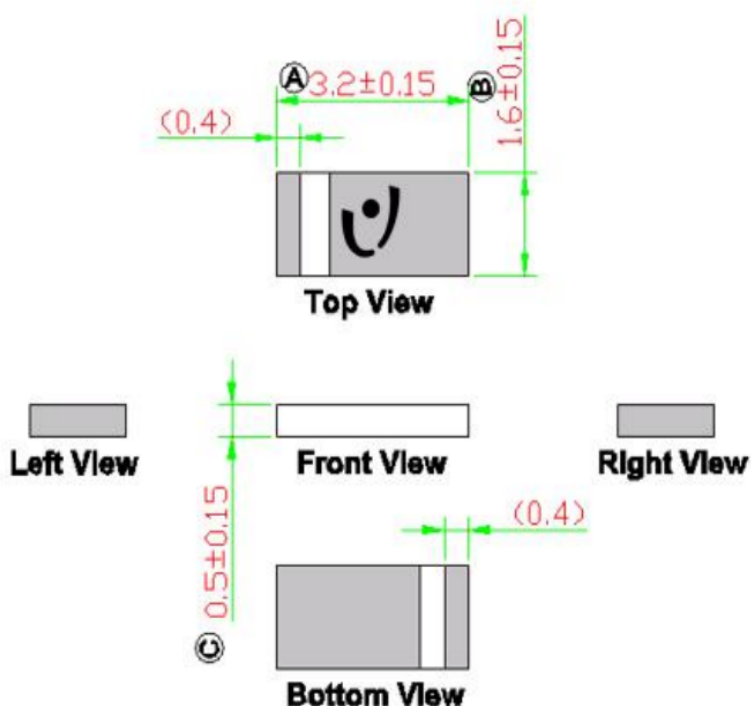


VSWR (S₁₁)



6. Outline Dimensions of Antenna & Evaluation Board (unit: mm)

6-1. Antenna Dimensions



NOTE:

1. All materials are RoHS compliant.
2. "A~C" Critical Dimensions.
3. "()" Reference Dimensions.



詠業科技股份有限公司
Unictron Technologies Corporation
Website: www.unictron.com

THIS DRAWINGS AND SPECIFICATIONS ARE THE PROPERTY OF UNICTRON TECHNOLOGIES CORPORATION AND SHALL NOT BE REPRODUCED OR USED AS THE BASIS FOR THE MANUFACTURE OR SALE OF APPARATUS OR DEVICES WITHOUT PERMISSION

Prepared by : Xenia

Designed by : George

Checked by : Mike

Approved by : Herbert

**TITLE : 3.2 x 1.6 x 0.5 (mm) WiFi Dual Band Chip
Antenna (AA055) Engineering Specification**


**DOCUMENT
NO.**

H2U84W1H1S0100

**REV.
H**

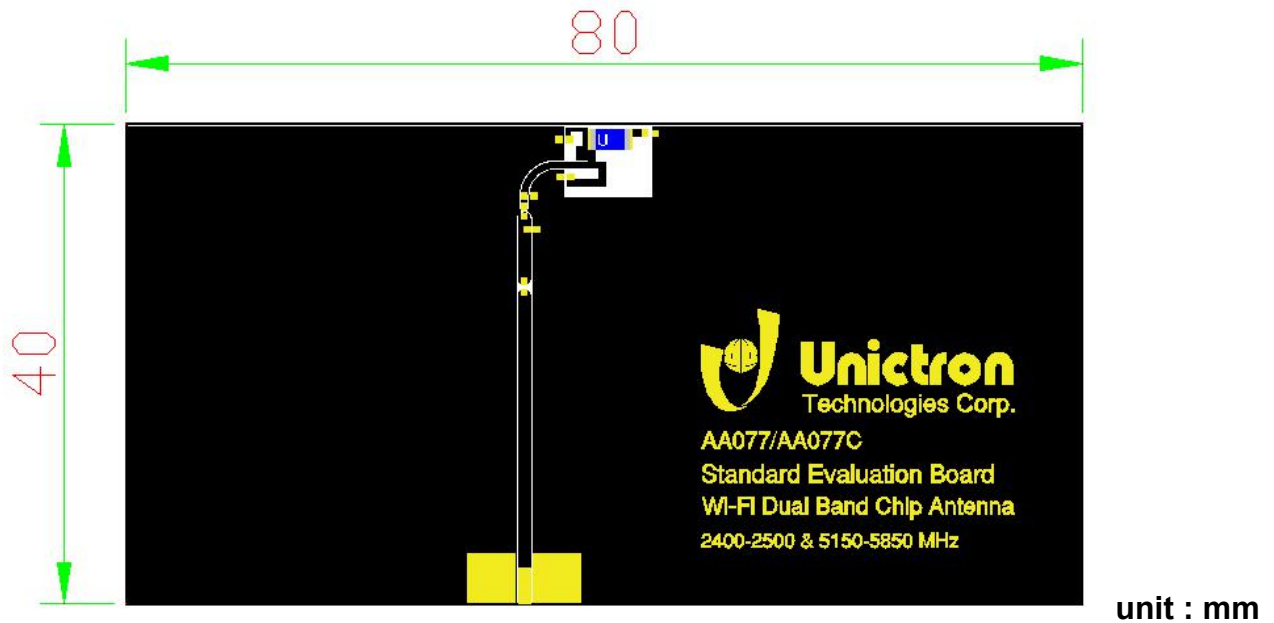
PAGE 4 OF 22

PIN Definitions



PIN	1	2
Soldering PAD	Signal	Tuning / Ground

6-2. Evaluation Board with Antenna



詠業科技股份有限公司
 Unictron Technologies Corporation
 Website: www.unictron.com

THIS DRAWINGS AND SPECIFICATIONS ARE THE
 PROPERTY OF UNICTRON TECHNOLOGIES
 CORPORATION AND SHALL NOT BE REPRODUCED
 OR USED AS THE BASIS FOR THE MANUFACTURE OR
 SALE OF APPARATUS OR DEVICES WITHOUT
 PERMISSION

Prepared by : **Xenia**

Designed by : **George**

Checked by : **Mike**

Approved by : **Herbert**

**TITLE : 3.2 x 1.6 x 0.5 (mm) WiFi Dual Band Chip
 Antenna (AA055) Engineering Specification**

**DOCUMENT
 NO.**

H2U84W1H1S0100

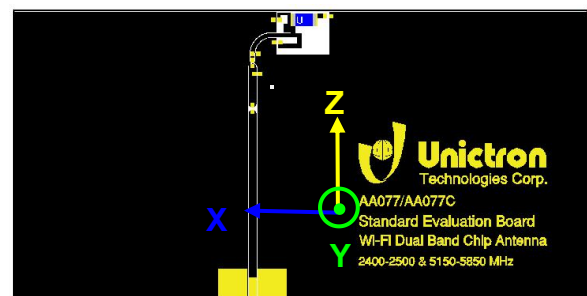
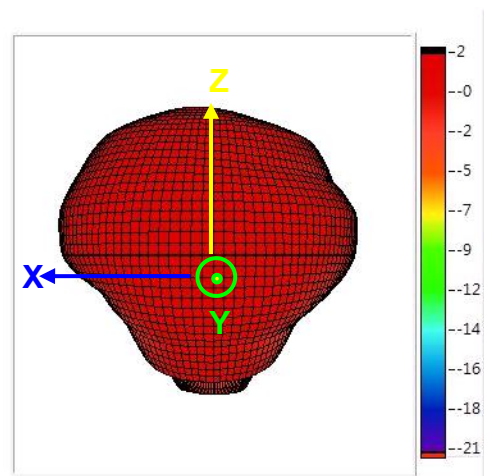
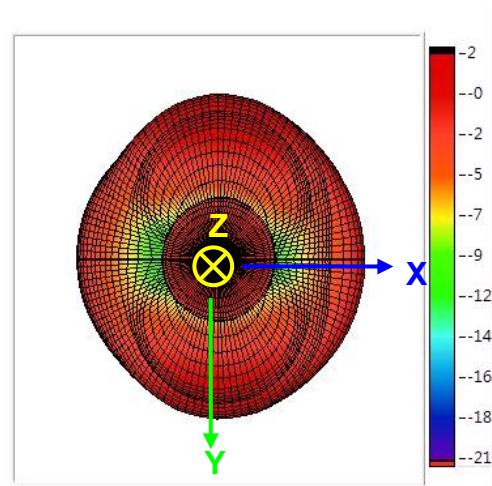
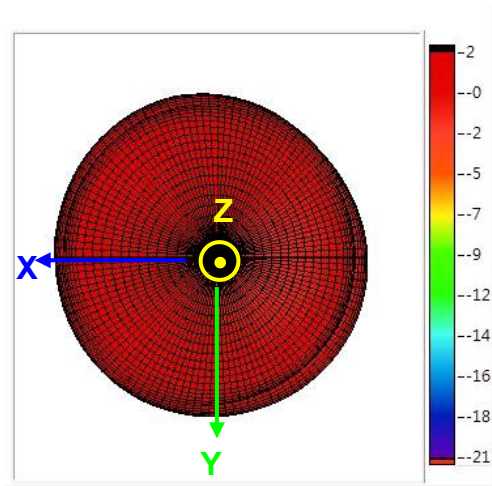
**REV.
 H**

PAGE 5 OF 22

7. Radiation Pattern (with 80 x 40 mm² Evaluation Board)

7-1. 2400~2500 MHz Band

7-1-1. 3D Gain Pattern @ 2442 MHz (unit: dBi)



詠業科技股份有限公司
Unictron Technologies Corporation
Website: www.unictron.com

THIS DRAWINGS AND SPECIFICATIONS ARE THE PROPERTY OF UNICTRON TECHNOLOGIES CORPORATION AND SHALL NOT BE REPRODUCED OR USED AS THE BASIS FOR THE MANUFACTURE OR SALE OF APPARATUS OR DEVICES WITHOUT PERMISSION

Prepared by : Xenia

Designed by : George

Checked by : Mike

Approved by : Herbert

TITLE : 3.2 x 1.6 x 0.5 (mm) WiFi Dual Band Chip Antenna (AA055) Engineering Specification

DOCUMENT NO.

H2U84W1H1S0100

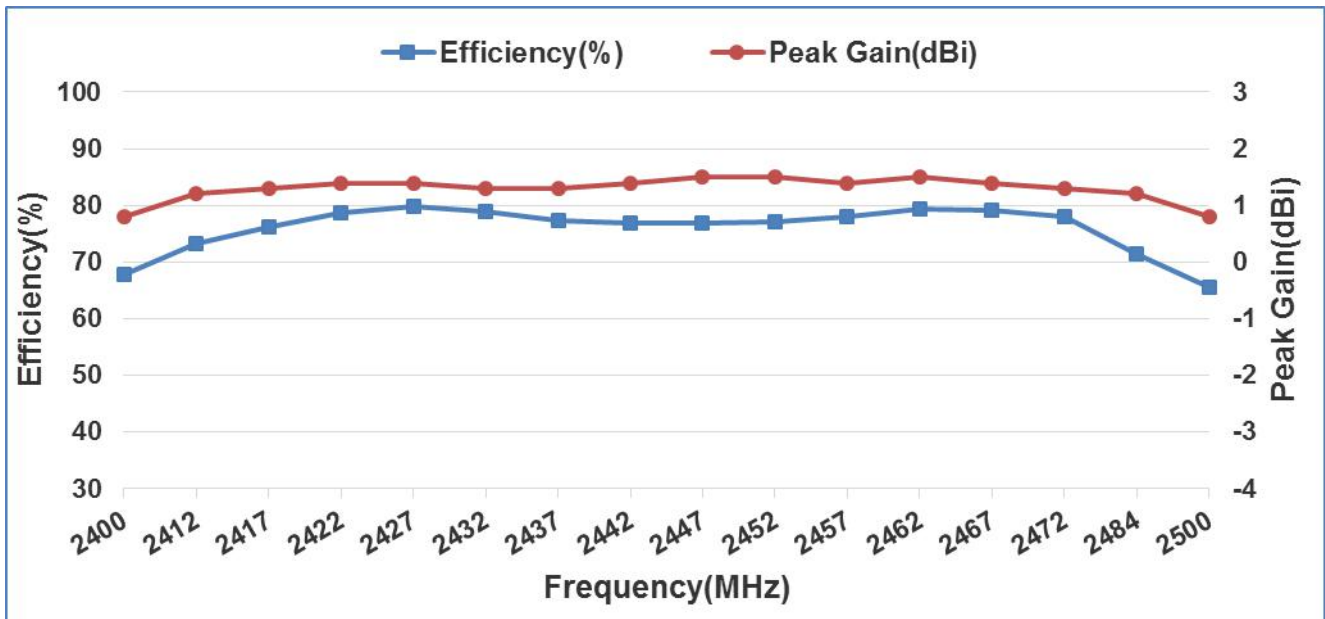
REV.
H

PAGE 6 OF 22

7-1-2. 3D Efficiency Table

Frequency(MHz)	2400	2412	2417	2422	2427	2432	2437	2442	2447	2452	2457	2462	2467	2472	2484	2500
Efficiency(dB)	-1.7	-1.4	-1.2	-1.0	-1.0	-1.0	-1.1	-1.1	-1.2	-1.1	-1.1	-1.0	-1.0	-1.1	-1.5	-1.8
Efficiency(%)	67.9	73.2	76.1	78.7	79.9	78.8	77.4	76.8	76.8	77.2	78.1	79.3	79.2	78.1	71.5	65.5
Peak Gain(dBi)	0.8	1.2	1.3	1.4	1.4	1.3	1.3	1.4	1.5	1.5	1.4	1.5	1.4	1.3	1.2	0.8

7-1-3. 3D Efficiency vs. Frequency



詠業科技股份有限公司
 Unictron Technologies Corporation
 Website: www.unictron.com

THIS DRAWINGS AND SPECIFICATIONS ARE THE PROPERTY OF UNICTRON TECHNOLOGIES CORPORATION AND SHALL NOT BE REPRODUCED OR USED AS THE BASIS FOR THE MANUFACTURE OR SALE OF APPARATUS OR DEVICES WITHOUT PERMISSION

Prepared by : Xenia

Designed by : George

Checked by : Mike

Approved by : Herbert

TITLE : 3.2 x 1.6 x 0.5 (mm) WiFi Dual Band Chip Antenna (AA055) Engineering Specification

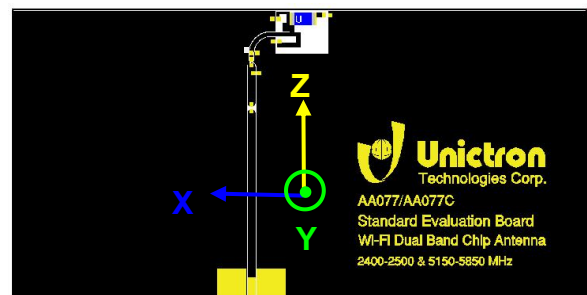
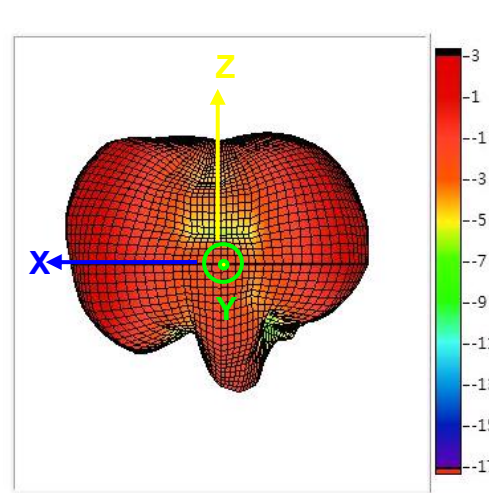
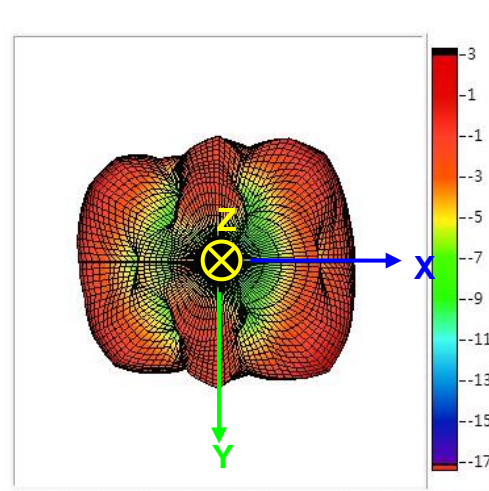
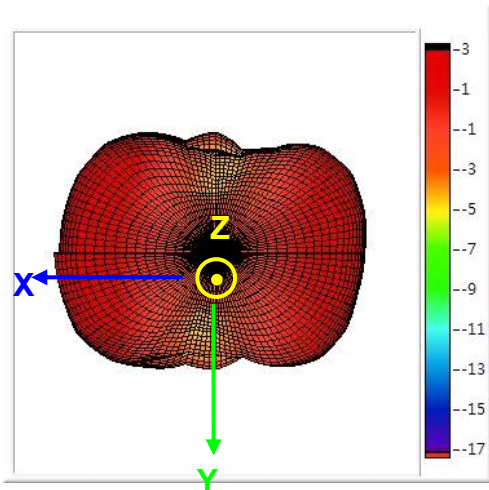
DOCUMENT NO.

H2U84W1H1S0100

REV. H

7-2. 5150~5850 MHz Band

7-2-1. 3D Gain Pattern @ 5150 MHz (unit: dBi)



詠業科技股份有限公司
Unictron Technologies Corporation
Website: www.unictron.com

THIS DRAWINGS AND SPECIFICATIONS ARE THE PROPERTY OF UNICTRON TECHNOLOGIES CORPORATION AND SHALL NOT BE REPRODUCED OR USED AS THE BASIS FOR THE MANUFACTURE OR SALE OF APPARATUS OR DEVICES WITHOUT PERMISSION

Prepared by : Xenia

Designed by : George

Checked by : Mike

Approved by : Herbert

TITLE : 3.2 x 1.6 x 0.5 (mm) WiFi Dual Band Chip Antenna (AA055) Engineering Specification

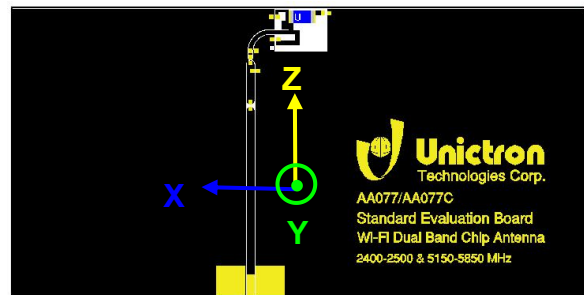
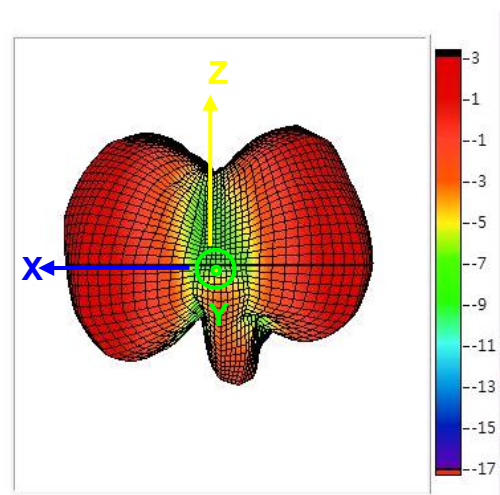
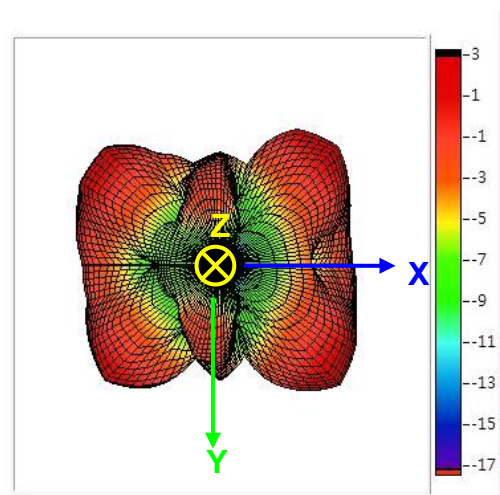
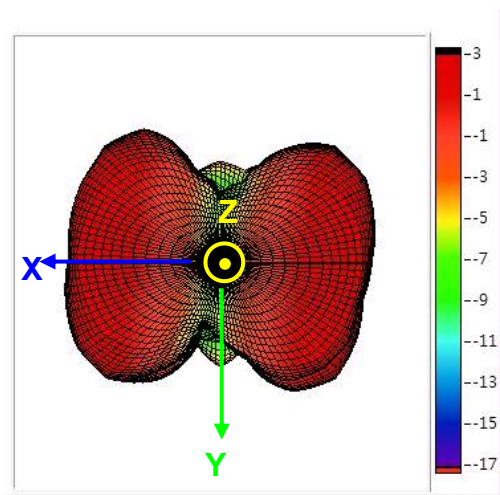
DOCUMENT NO.

H2U84W1H1S0100

REV.
H

PAGE 8 OF 22

7-2-2. 3D Gain Pattern @ 5550 MHz (unit: dBi)



詠業科技股份有限公司
Unicon Technologies Corporation
Website: www.unicon.com

THIS DRAWINGS AND SPECIFICATIONS ARE THE PROPERTY OF UNICON TECHNOLOGIES CORPORATION AND SHALL NOT BE REPRODUCED OR USED AS THE BASIS FOR THE MANUFACTURE OR SALE OF APPARATUS OR DEVICES WITHOUT PERMISSION

Prepared by : Xenia

Designed by : George

Checked by : Mike

Approved by : Herbert

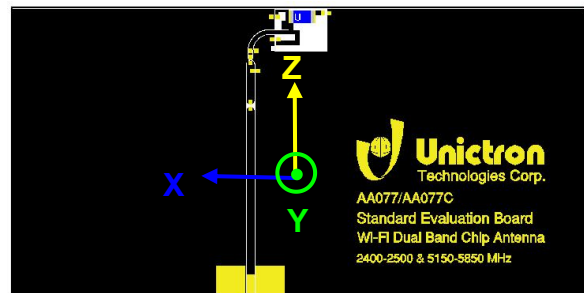
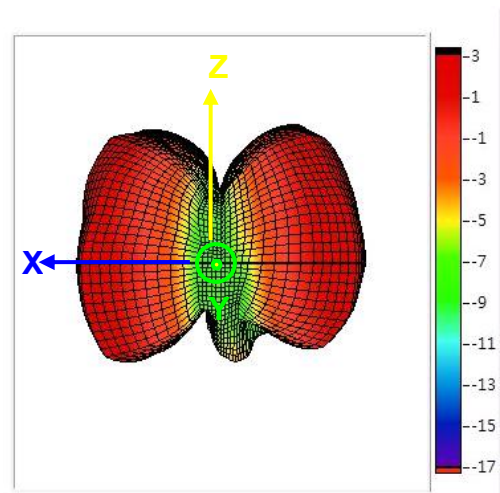
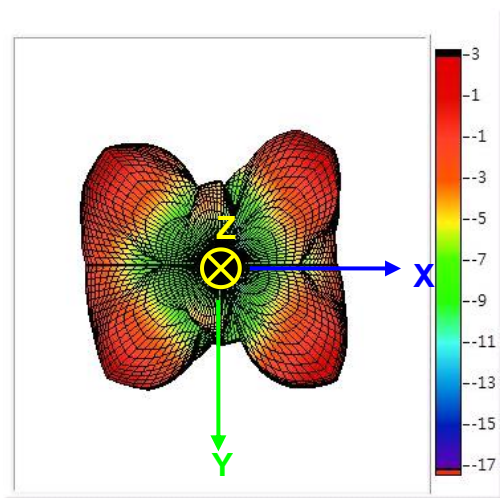
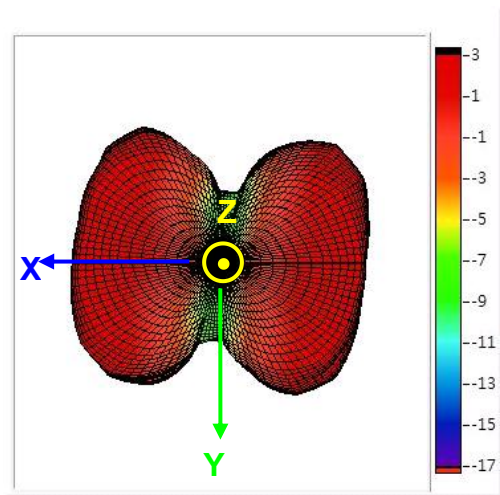
TITLE : 3.2 x 1.6 x 0.5 (mm) WiFi Dual Band Chip Antenna (AA055) Engineering Specification

DOCUMENT NO.

H2U84W1H1S0100

REV. H

7-2-3. 3D Gain Pattern @ 5850 MHz (unit: dBi)



詠業科技股份有限公司
Unictron Technologies Corporation
Website: www.unictron.com

THIS DRAWINGS AND SPECIFICATIONS ARE THE PROPERTY OF UNICTRON TECHNOLOGIES CORPORATION AND SHALL NOT BE REPRODUCED OR USED AS THE BASIS FOR THE MANUFACTURE OR SALE OF APPARATUS OR DEVICES WITHOUT PERMISSION

Prepared by : Xenia

Designed by : George

Checked by : Mike

Approved by : Herbert

TITLE : 3.2 x 1.6 x 0.5 (mm) WiFi Dual Band Chip Antenna (AA055) Engineering Specification

DOCUMENT NO.

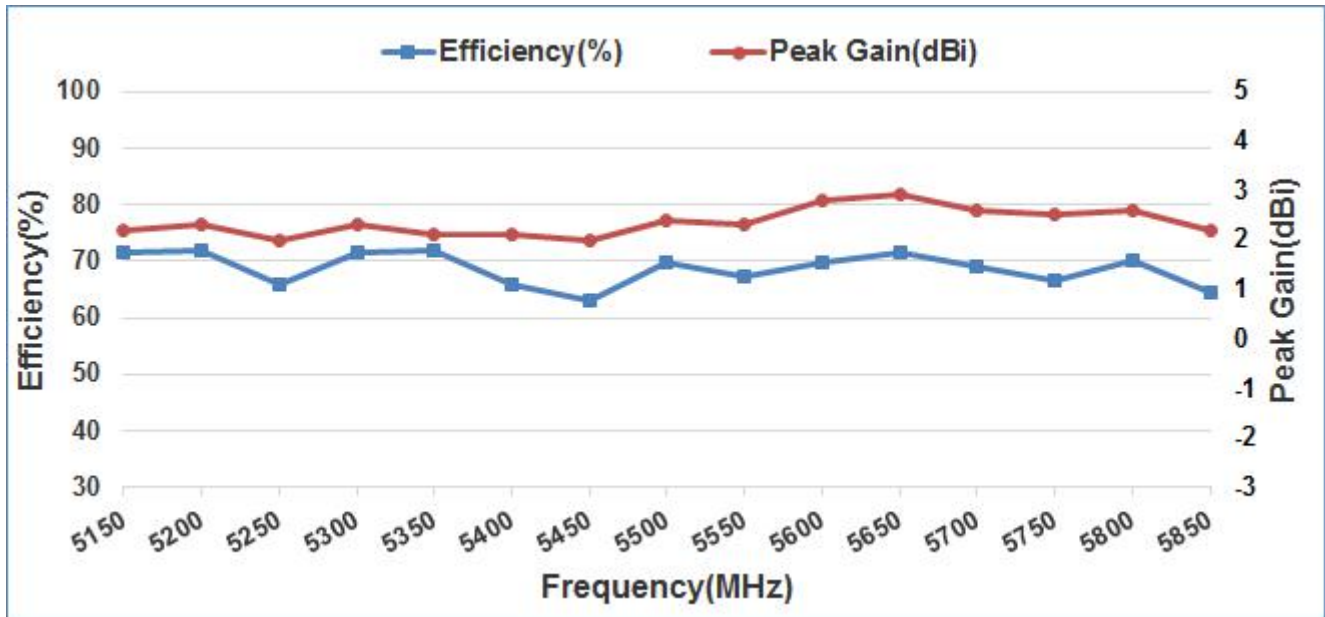
H2U84W1H1S0100

REV.
H

7-2-4. 3D Efficiency Table

Frequency(MHz)	5150	5200	5250	5300	5350	5400	5450	5500	5550	5600	5650	5700	5750	5800	5850
Efficiency(dB)	-1.5	-1.4	-1.8	-1.5	-1.4	-1.8	-2.0	-1.6	-1.7	-1.6	-1.4	-1.6	-1.8	-1.5	-1.9
Efficiency(%)	71.5	71.9	65.7	71.6	71.9	65.8	63.2	69.9	67.3	69.6	71.7	68.9	66.6	70.1	64.6
Peak Gain(dBi)	2.2	2.3	2.0	2.3	2.1	2.1	2.0	2.4	2.3	2.8	2.9	2.6	2.5	2.6	2.2

7-2-5. 3D Efficiency vs. Frequency



詠業科技股份有限公司
 Unictron Technologies Corporation
 Website: www.unictron.com

THIS DRAWINGS AND SPECIFICATIONS ARE THE PROPERTY OF UNICTRON TECHNOLOGIES CORPORATION AND SHALL NOT BE REPRODUCED OR USED AS THE BASIS FOR THE MANUFACTURE OR SALE OF APPARATUS OR DEVICES WITHOUT PERMISSION

Prepared by : Xenia

Designed by : George

Checked by : Mike

Approved by : Herbert

TITLE : 3.2 x 1.6 x 0.5 (mm) WiFi Dual Band Chip Antenna (AA055) Engineering Specification

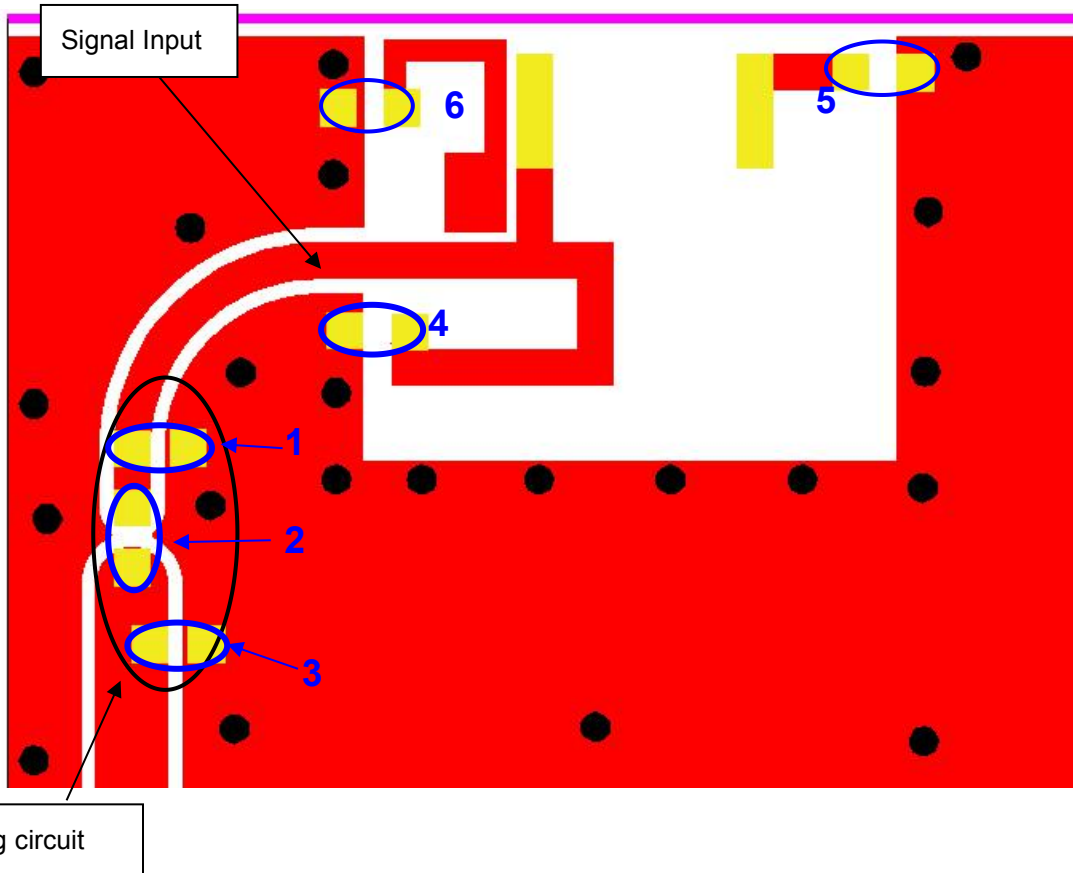
DOCUMENT NO.

H2U84W1H1S0100

REV. H

8. Frequency tuning and Matching circuit

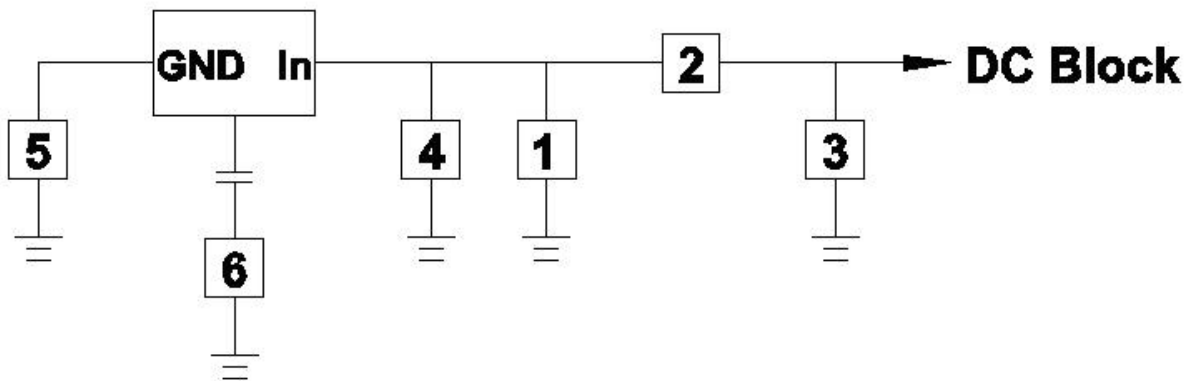
8-1. Chip antenna tuning scenario :



	<p>詠業科技股份有限公司 Unictron Technologies Corporation Website:www.unictron.com</p>	<p>THIS DRAWINGS AND SPECIFICATIONS ARE THE PROPERTY OF UNICTRON TECHNOLOGIES CORPORATION AND SHALL NOT BE REPRODUCED OR USED AS THE BASIS FOR THE MANUFACTURE OR SALE OF APPARATUS OR DEVICES WITHOUT PERMISSION</p>	
Prepared by : Xenia	Designed by :George	Checked by : Mike	Approved by : Herbert
TITLE : 3.2 x 1.6 x 0.5 (mm) WiFi Dual Band Chip Antenna (AA055) Engineering Specification	DOCUMENT NO.	H2U84W1H1S0100	REV. H
PAGE 12 OF 22			

8-2. Matching circuit :

With the following recommended values of matching and tuning components, the center frequencies will be about 2442 MHz for lower band & 5500 MHz for higher band at our standard 80x40 mm² evaluation board. However, these are typical reference values which may need to be changed when circuit boards or part vendors are different.



System Matching Circuit Component			
Location	Description	Vendor	Tolerance
1	N/A	-	-
2	1 nH, (0402)	DARFON	±0.3 nH
3	0.2 pF, (0402)	DARFON	±0.05 pF
4	22 pF, (0402)	DARFON	±5%
5 Fine tuning element	1 pF, (0402)	DARFON	±0.05 pF
6 Fine tuning element	0.2 pF, (0402)	DARFON	±0.05 pF



詠業科技股份有限公司
Unictron Technologies Corporation
Website: www.unictron.com

THIS DRAWINGS AND SPECIFICATIONS ARE THE PROPERTY OF UNICTRON TECHNOLOGIES CORPORATION AND SHALL NOT BE REPRODUCED OR USED AS THE BASIS FOR THE MANUFACTURE OR SALE OF APPARATUS OR DEVICES WITHOUT PERMISSION

Prepared by : Xenia

Designed by : George

Checked by : Mike

Approved by : Herbert

TITLE : 3.2 x 1.6 x 0.5 (mm) WiFi Dual Band Chip
Antenna (AA055) Engineering Specification

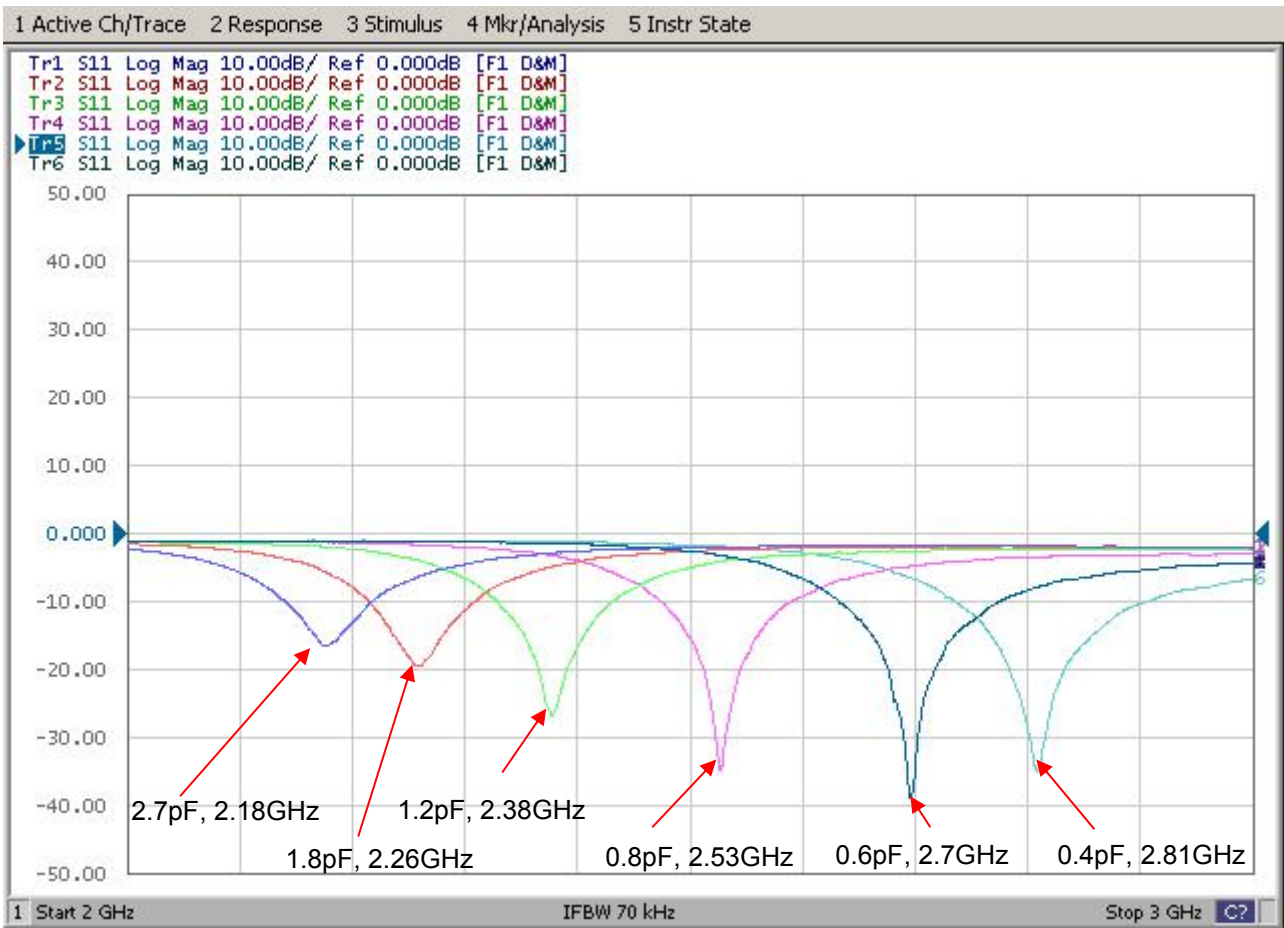
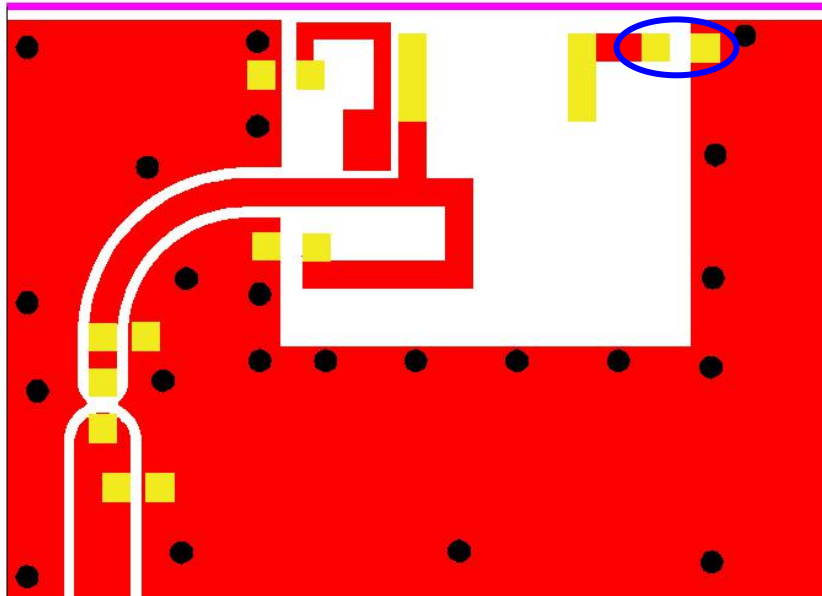
DOCUMENT
NO.

H2U84W1H1S0100

REV.
H

PAGE 13 OF 22

8-3. Reference for frequency tuning element (2400~2500 MHz Band)



詠業科技股份有限公司
Unictron Technologies Corporation
Website: www.unictron.com

THIS DRAWINGS AND SPECIFICATIONS ARE THE PROPERTY OF UNICTRON TECHNOLOGIES CORPORATION AND SHALL NOT BE REPRODUCED OR USED AS THE BASIS FOR THE MANUFACTURE OR SALE OF APPARATUS OR DEVICES WITHOUT PERMISSION

Prepared by : Xenia

Designed by : George

Checked by : Mike

Approved by : Herbert

TITLE : 3.2 x 1.6 x 0.5 (mm) WiFi Dual Band Chip
Antenna (AA055) Engineering Specification

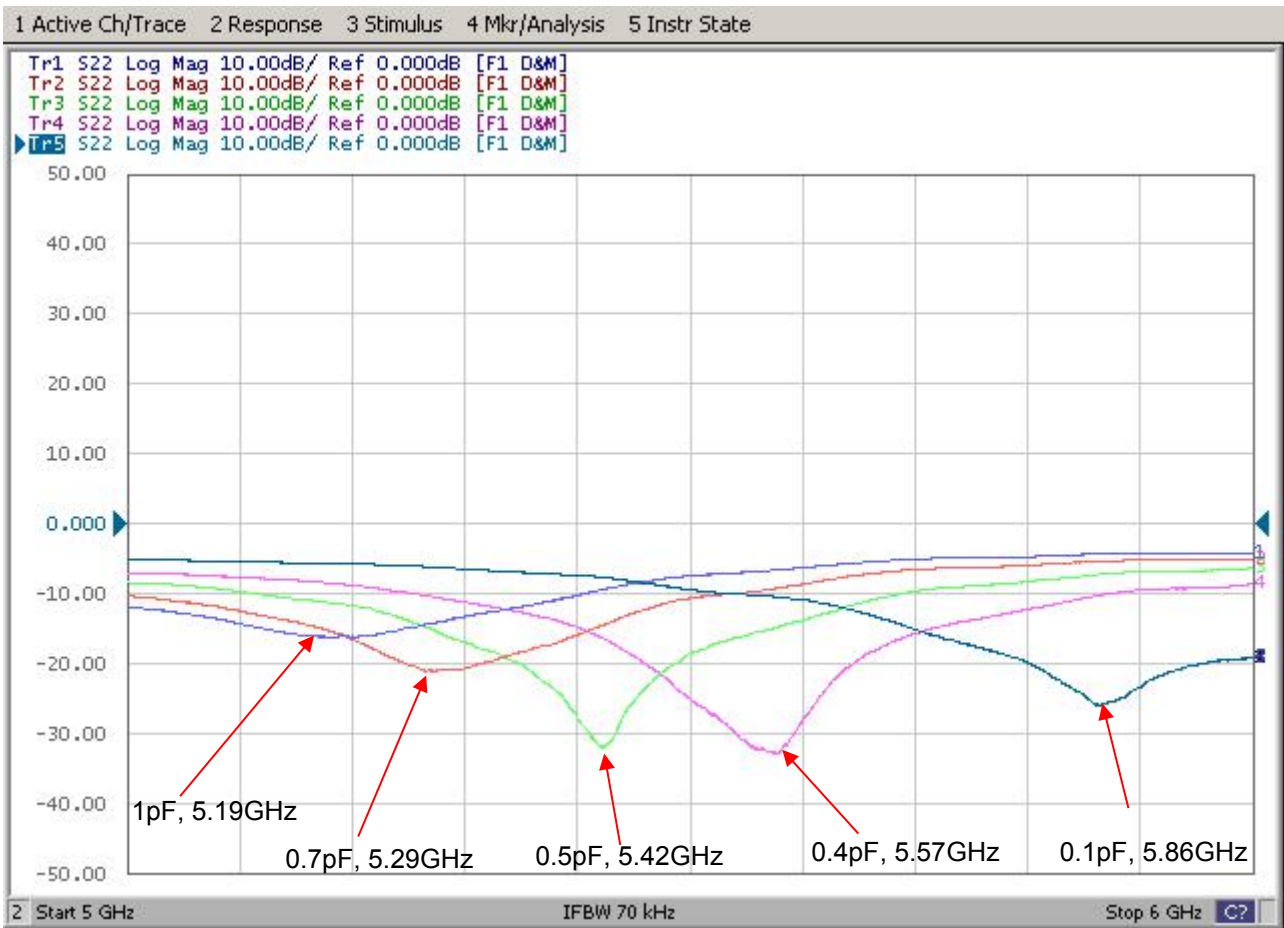
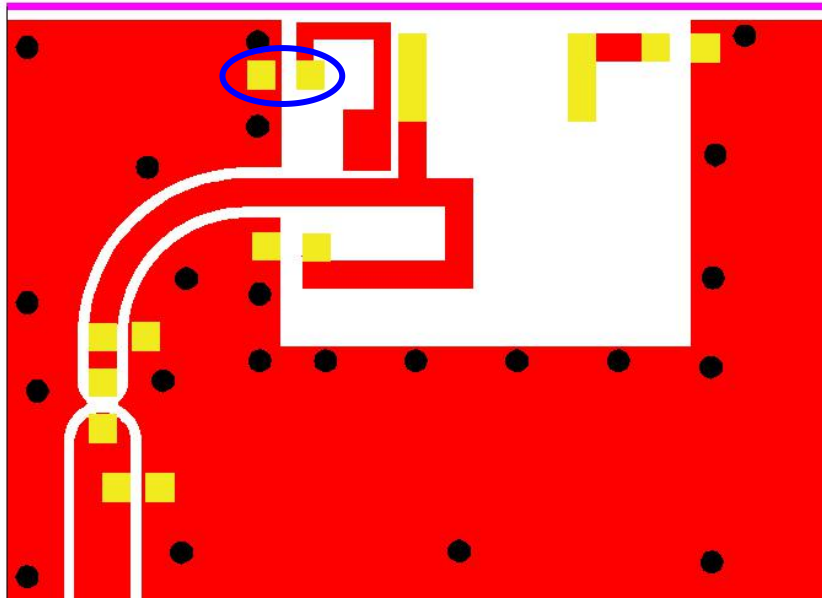
DOCUMENT NO.

H2U84W1H1S0100

REV.
H

PAGE 14 OF 22

8-4. Reference for frequency tuning element (5150~5850 MHz Band)



詠業科技股份有限公司
Unictron Technologies Corporation
Website: www.unictron.com

THIS DRAWINGS AND SPECIFICATIONS ARE THE PROPERTY OF UNICTRON TECHNOLOGIES CORPORATION AND SHALL NOT BE REPRODUCED OR USED AS THE BASIS FOR THE MANUFACTURE OR SALE OF APPARATUS OR DEVICES WITHOUT PERMISSION

Prepared by : Xenia

Designed by : George

Checked by : Mike

Approved by : Herbert

TITLE : 3.2 x 1.6 x 0.5 (mm) WiFi Dual Band Chip Antenna (AA077) Engineering Specification

DOCUMENT NO.

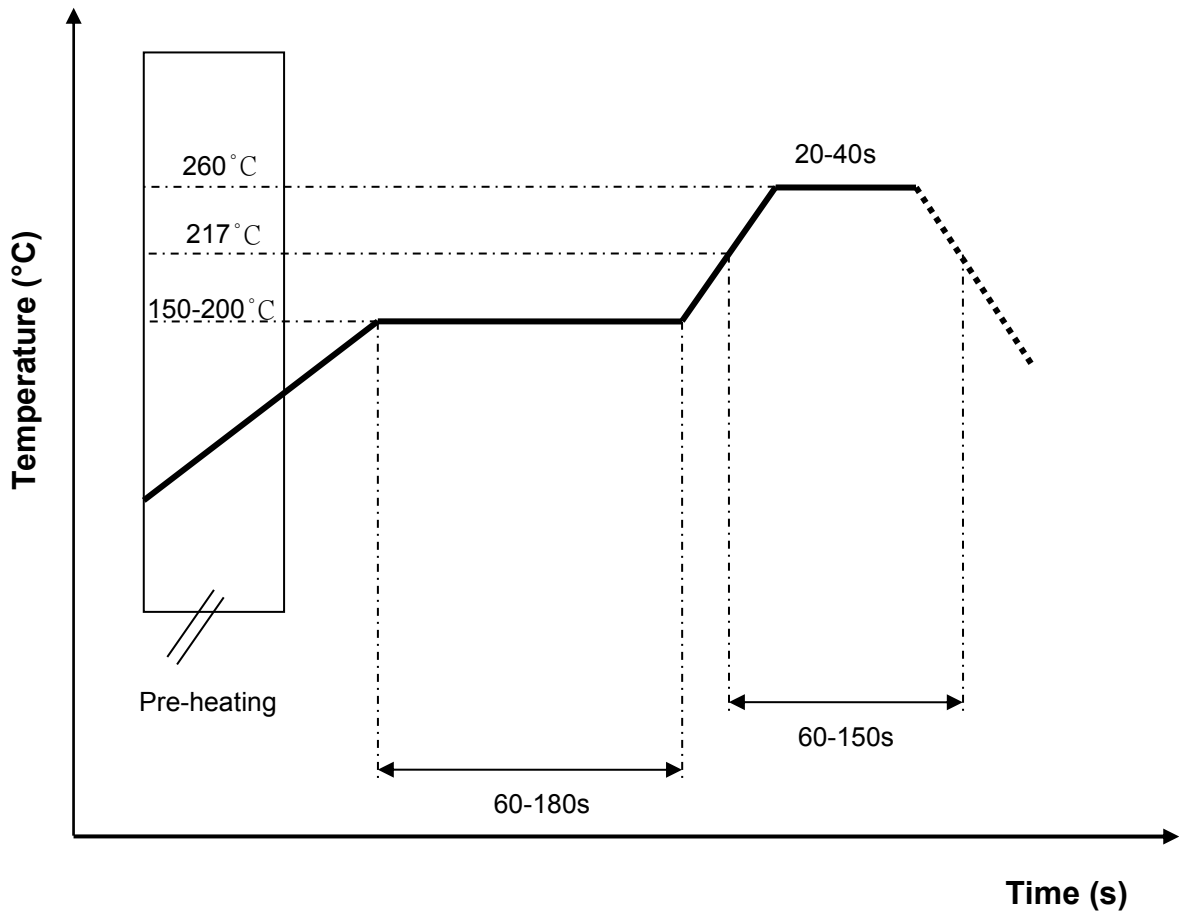
H2U84W1H1S0100

REV. H

PAGE 15 OF 22

9. Soldering Conditions

9-1. Typical Soldering Profile for Lead-free Process



10. Reminders for users of Unictron's AA055ceramic chip antennas

- 10-1. This chip antenna is made of ceramic materials which are relatively more rigid and brittle compared to printed circuit board materials. Bending of circuit board at the locations where chip antenna is mounted may cause the cracking of solder joints or antenna itself.
- 10-2. Punching/cutting of the break-off tab of PCB panel may cause severe bending of the circuit board which may result in cracking of solder joints or chip antenna itself. Therefore break-off tab shall be located away from the installation site of chip antenna.
- 10-3. Be cautious when ultrasonic welding process needs to be used near the locations where chip antennas are installed. Strong ultrasonic vibration may cause the cracking of chip antenna solder joints.



詠業科技股份有限公司
Unictron Technologies Corporation
Website: www.unictron.com

THIS DRAWINGS AND SPECIFICATIONS ARE THE PROPERTY OF UNICTRON TECHNOLOGIES CORPORATION AND SHALL NOT BE REPRODUCED OR USED AS THE BASIS FOR THE MANUFACTURE OR SALE OF APPARATUS OR DEVICES WITHOUT PERMISSION

Prepared by : Xenia

Designed by : George

Checked by : Mike

Approved by : Herbert

TITLE : 3.2 x 1.6 x 0.5 (mm) WiFi Dual Band Chip Antenna (AA055) Engineering Specification

DOCUMENT NO.

H2U84W1H1S0100

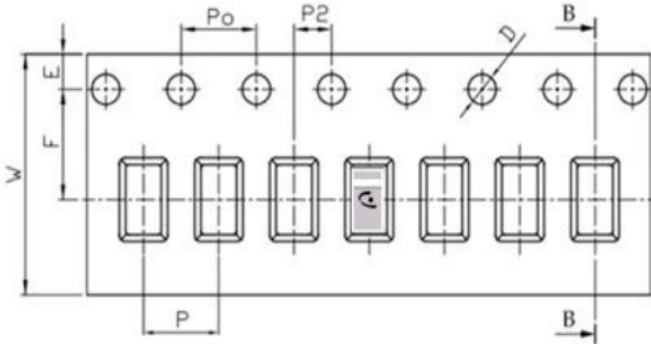
REV.
H

PAGE 16 OF 22

11. Packing

- (1) Quantity/Reel: 5000 pcs/Reel
- (2) Plastic tape:

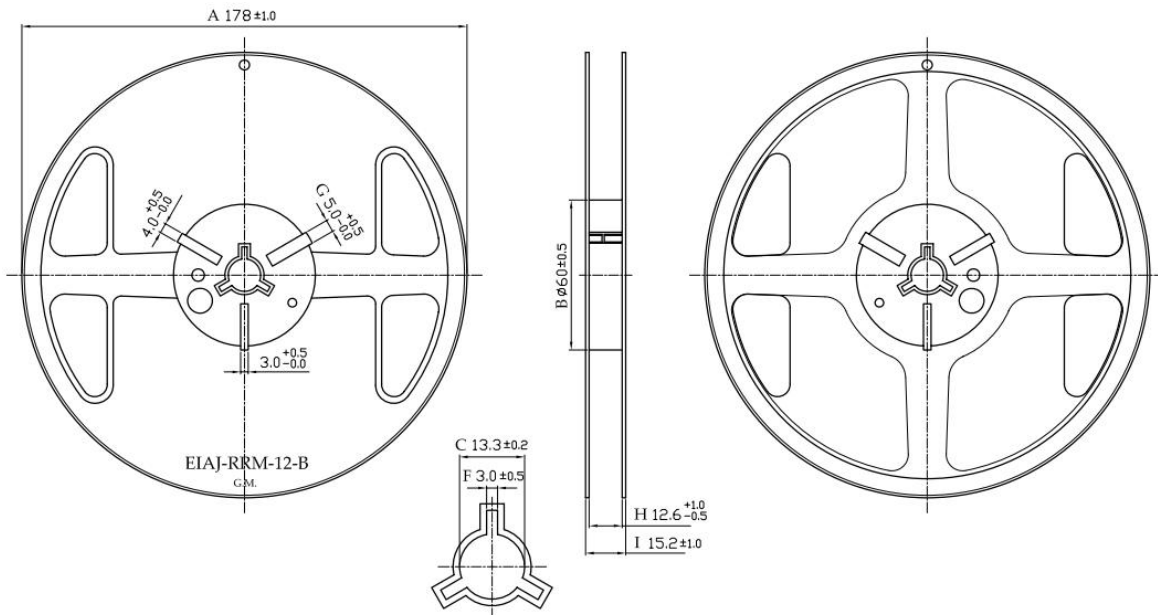
a. Tape Drawing



b. Tape Dimensions (unit: mm)

Feature	Specifications	Tolerances
W	12.00	±0.30
P	4.00	±0.10
E	1.75	±0.10
F	5.50	±0.10
P ₂	2.00	±0.10
D	1.50	+0.10 -0.00
P ₀	4.00	±0.10
10P ₀	40.00	±0.20

c. Reel Drawing



詠業科技股份有限公司
 Unictron Technologies Corporation
 Website: www.unictron.com

THIS DRAWINGS AND SPECIFICATIONS ARE THE PROPERTY OF UNICTRON TECHNOLOGIES CORPORATION AND SHALL NOT BE REPRODUCED OR USED AS THE BASIS FOR THE MANUFACTURE OR SALE OF APPARATUS OR DEVICES WITHOUT PERMISSION

Prepared by : Xenia

Designed by : George

Checked by : Mike

Approved by : Herbert

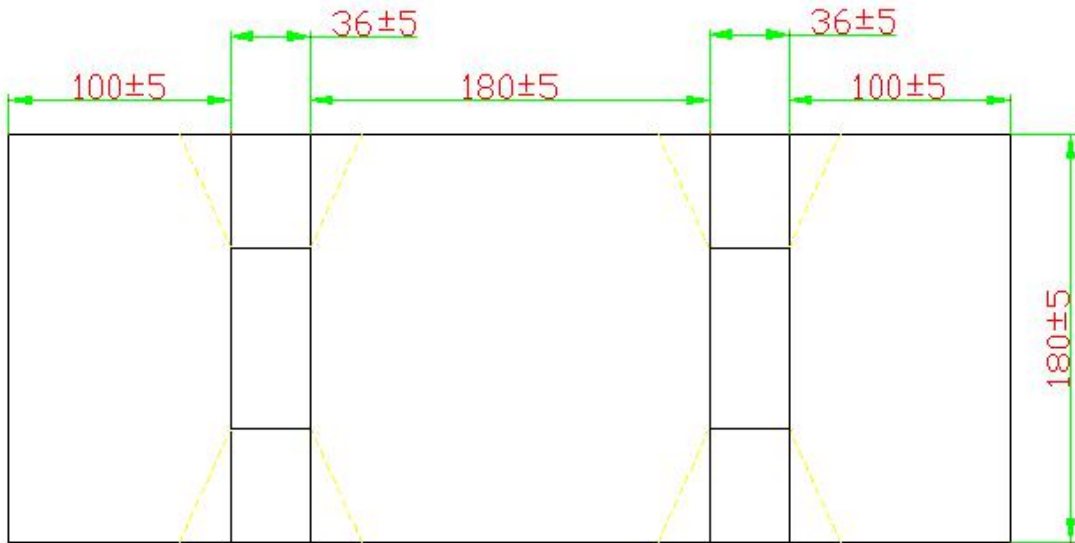
TITLE : 3.2 x 1.6 x 0.5 (mm) WiFi Dual Band Chip Antenna (AA055) Engineering Specification

DOCUMENT NO.

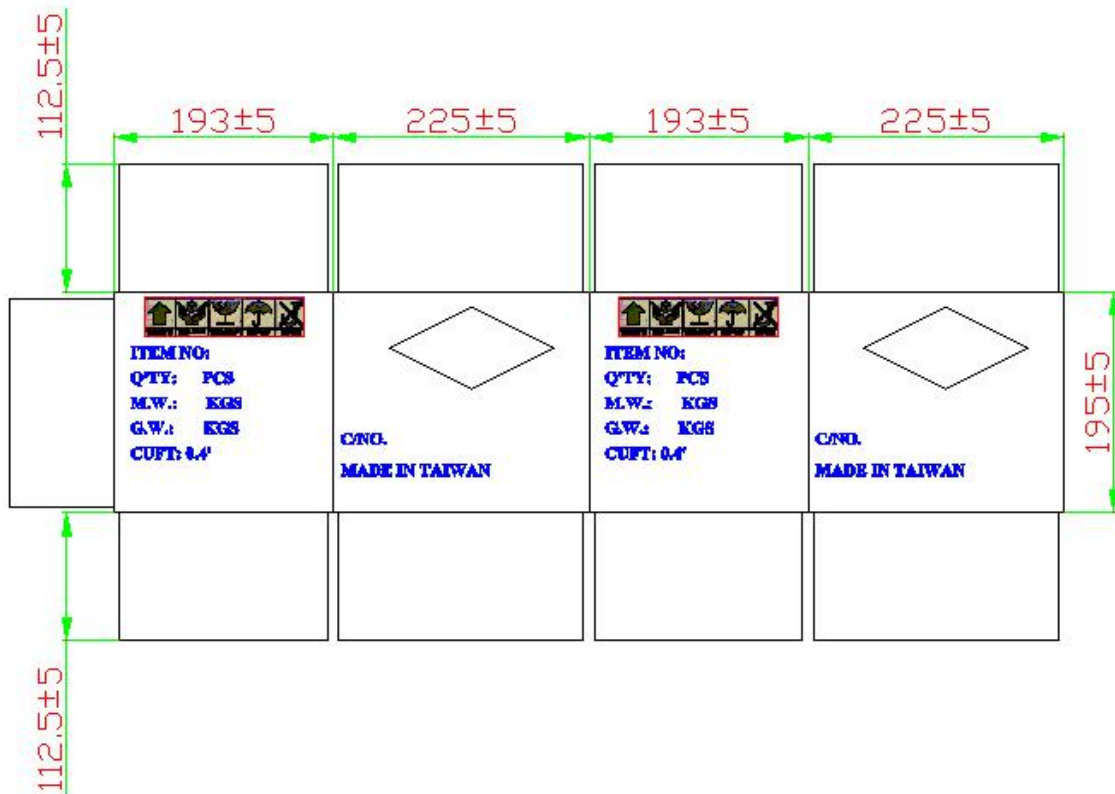
H2U84W1H1S0100

REV. H

d. Drawing of small size carton in developed view



e. Drawing of middle size carton in developed view



詠業科技股份有限公司
Unictron Technologies Corporation
Website: www.unictron.com

THIS DRAWINGS AND SPECIFICATIONS ARE THE PROPERTY OF UNICTRON TECHNOLOGIES CORPORATION AND SHALL NOT BE REPRODUCED OR USED AS THE BASIS FOR THE MANUFACTURE OR SALE OF APPARATUS OR DEVICES WITHOUT PERMISSION

Prepared by : Xenia

Designed by : George

Checked by : Mike

Approved by : Herbert

TITLE : 3.2 x 1.6 x 0.5 (mm) WiFi Dual Band Chip
Antenna (AA055) Engineering Specification

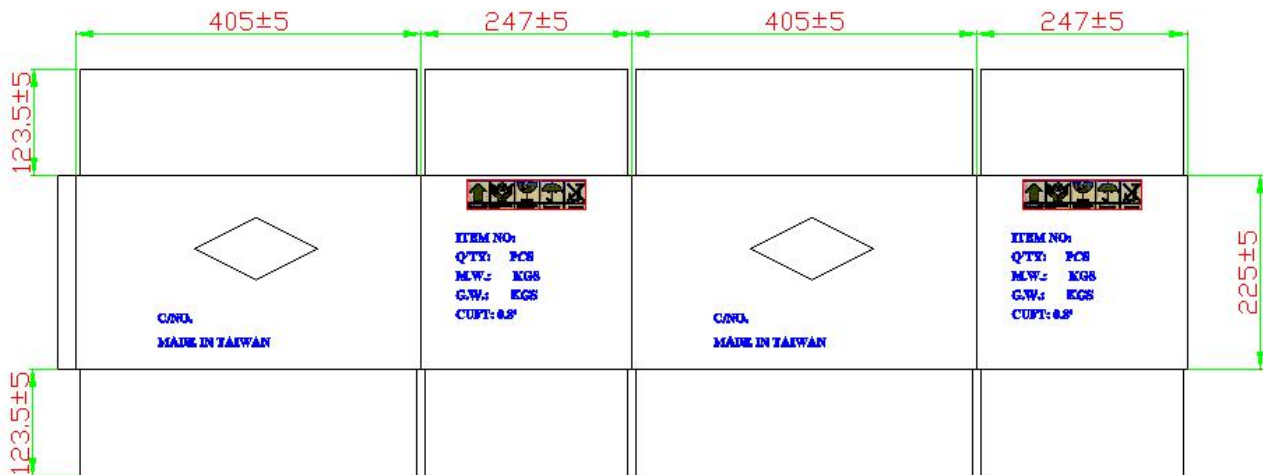
DOCUMENT
NO.

H2U84W1H1S0100

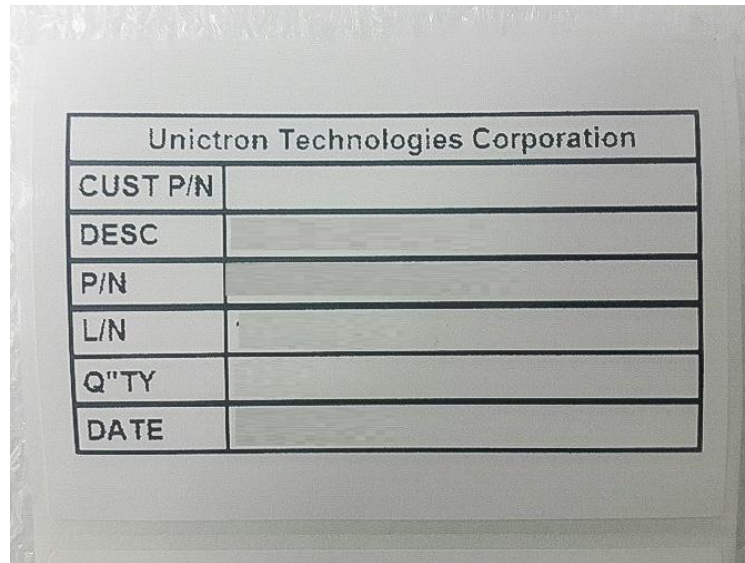
REV.
H

PAGE 18 OF 22

e. Drawing of large size carton in developed view



f. Picture of label



詠業科技股份有限公司
Unictron Technologies Corporation
Website: www.unictron.com

THIS DRAWINGS AND SPECIFICATIONS ARE THE PROPERTY OF UNICTRON TECHNOLOGIES CORPORATION AND SHALL NOT BE REPRODUCED OR USED AS THE BASIS FOR THE MANUFACTURE OR SALE OF APPARATUS OR DEVICES WITHOUT PERMISSION

Prepared by : Xenia

Designed by : George

Checked by : Mike

Approved by : Herbert

TITLE : 3.2 x 1.6 x 0.5 (mm) WiFi Dual Band Chip Antenna (AA055) Engineering Specification

DOCUMENT NO.


H2U84W1H1S0100

REV. H

g. Reel with label



h. Small size carton with label



詠業科技股份有限公司
 Unictron Technologies Corporation
 Website:www.unictron.com

THIS DRAWINGS AND SPECIFICATIONS ARE THE PROPERTY OF UNICTRON TECHNOLOGIES CORPORATION AND SHALL NOT BE REPRODUCED OR USED AS THE BASIS FOR THE MANUFACTURE OR SALE OF APPARATUS OR DEVICES WITHOUT PERMISSION

Prepared by : Xenia

Designed by :George

Checked by : Mike

Approved by : Herbert

TITLE : 3.2 x 1.6 x 0.5 (mm) WiFi Dual Band Chip Antenna (AA055) Engineering Specification

DOCUMENT NO.

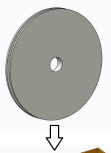
H2U84W1H1S0100

REV. H

i. Middle size carton with label



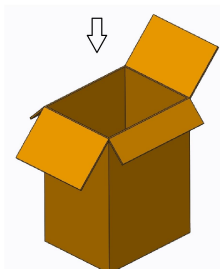
11-2. Process of packing



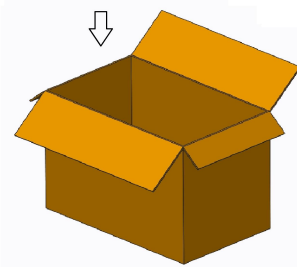
1 reel includes 5,000pcs(max.) chip antennas



1 small size carton includes 2pcs(max.) reels



1 middle size carton includes 5pcs(max.) small cartons



1 large size carton includes 2pcs(max.) middle cartons



詠業科技股份有限公司
Unictron Technologies Corporation
Website:www.unictron.com

THIS DRAWINGS AND SPECIFICATIONS ARE THE PROPERTY OF UNICTRON TECHNOLOGIES CORPORATION AND SHALL NOT BE REPRODUCED OR USED AS THE BASIS FOR THE MANUFACTURE OR SALE OF APPARATUS OR DEVICES WITHOUT PERMISSION

Prepared by : Xenia

Designed by :George

Checked by : Mike

Approved by : Herbert

TITLE : 3.2 x 1.6 x 0.5 (mm) WiFi Dual Band Chip Antenna (AA055) Engineering Specification

DOCUMENT NO.

H2U84W1H1S0100

REV. H

12. Operating & Storage Conditions

12-1. Operating

- (1) Maximum Input Power: 2 W
- (2) Operating Temperature: -40°C to 85°C

12-2. Storage

- (1) Storage Temperature: -5°C to 40°C
- (2) Relative Humidity: 20% to 70%
- (3) Shelf Life: 1 year

13. Notice

- (1) Installation Guide:

Please refer to Unictron's application note "General guidelines for the installation of Unictron's chip antennas" for further information.

- (2) All specifications are subject to change without notice.



詠業科技股份有限公司
Unictron Technologies Corporation
Website: www.unictron.com

THIS DRAWINGS AND SPECIFICATIONS ARE THE PROPERTY OF UNICTRON TECHNOLOGIES CORPORATION AND SHALL NOT BE REPRODUCED OR USED AS THE BASIS FOR THE MANUFACTURE OR SALE OF APPARATUS OR DEVICES WITHOUT PERMISSION

Prepared by : Xenia

Designed by : George

Checked by : Mike

Approved by : Herbert

TITLE : 3.2 x 1.6 x 0.5 (mm) WiFi Dual Band Chip Antenna (AA055) Engineering Specification

DOCUMENT NO.

H2U84W1H1S0100

REV.
H

PAGE 22 OF 22