

Shenzhen Huashengjie Technology Co., Ltd.

Product specification

antenna test

- 1、 hardware test
- 2、 software test
- 3、 Data reading

1、 hardware test


1.1 、 PCBA bare board test

Weld the RF cable to the bare board and then connect it to the OTA device. The connection diagram of the RF cable to the bare board is shown in the following figure:

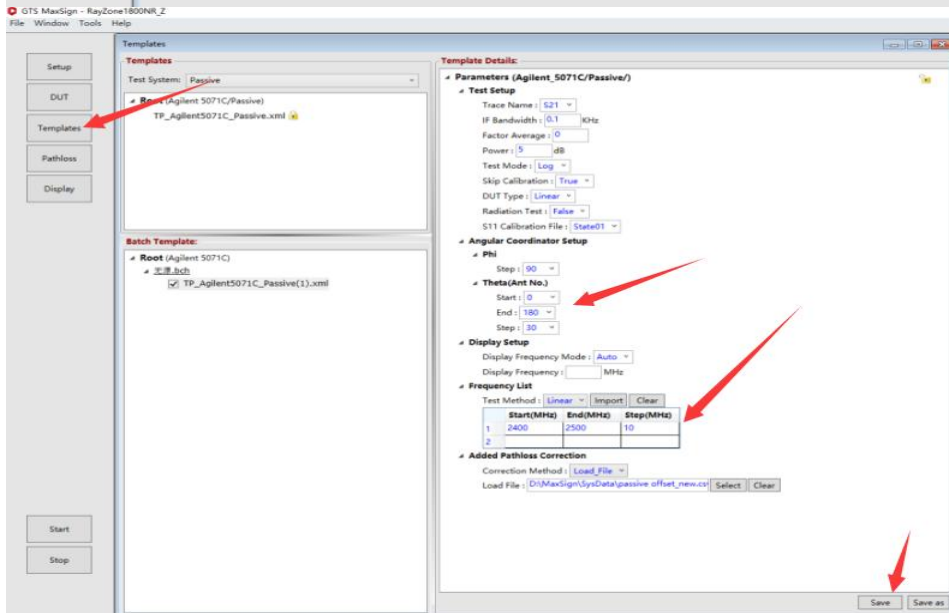
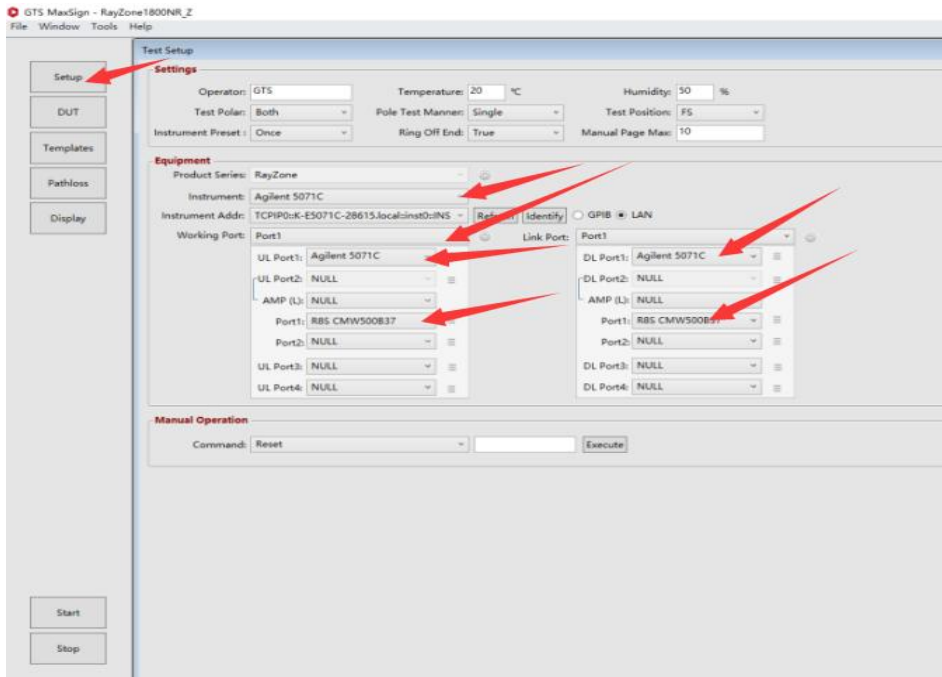


1.2 、 facility environment

The equipment required for this test includes computer, spectrum analyzer, amplifier and dark room, as shown in the figure below:



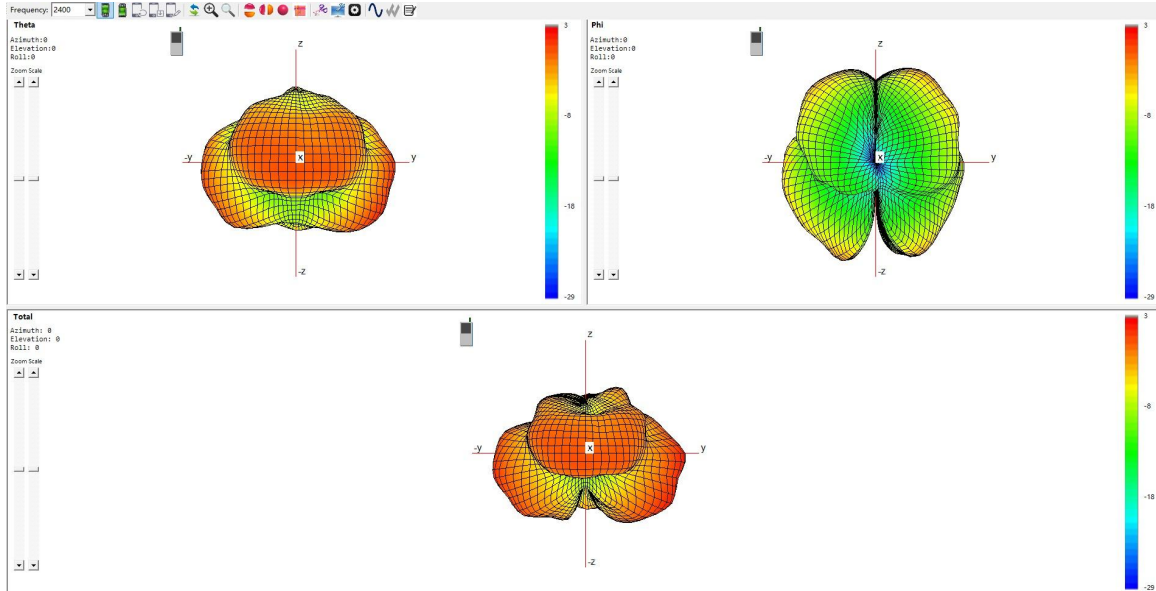
2、software test



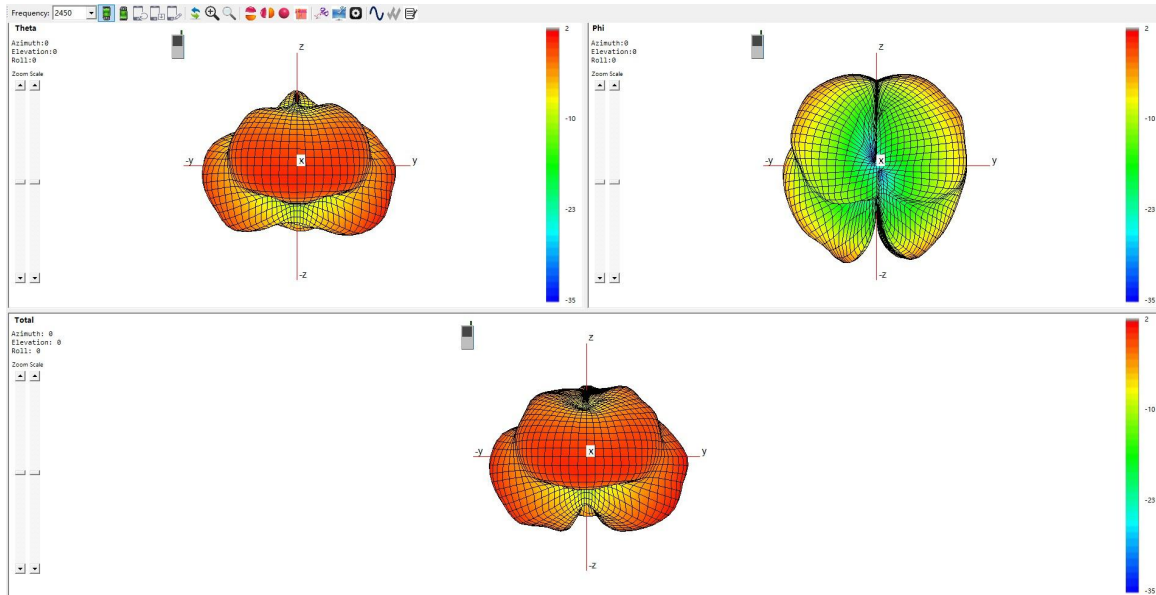
3、Data reading

3.1、Scan the 3D radiation map of the antenna

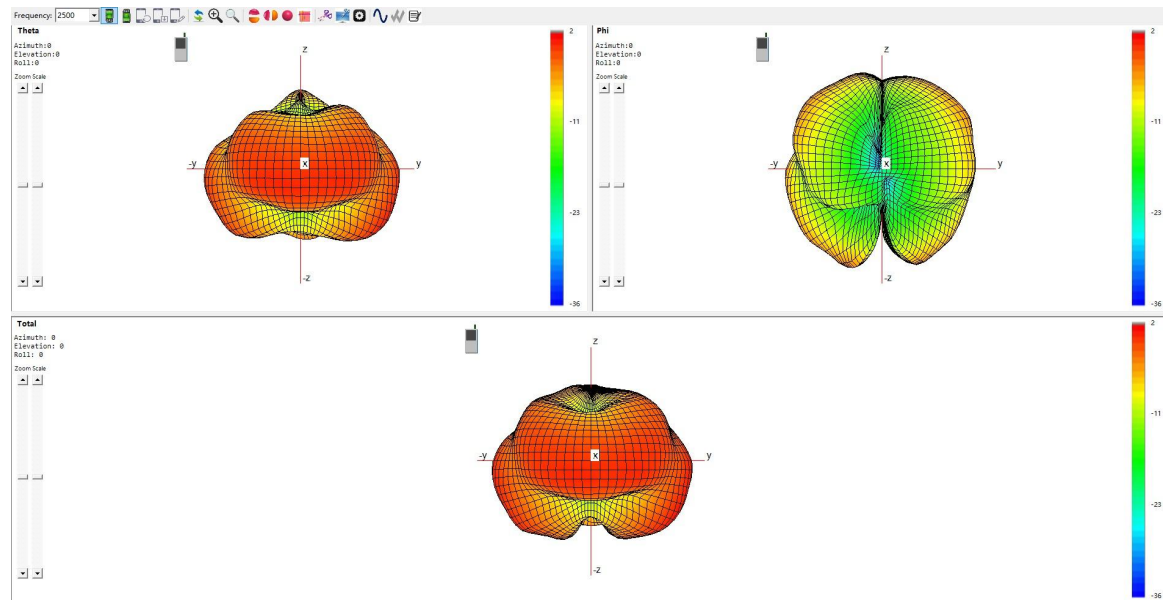
2400MHz:



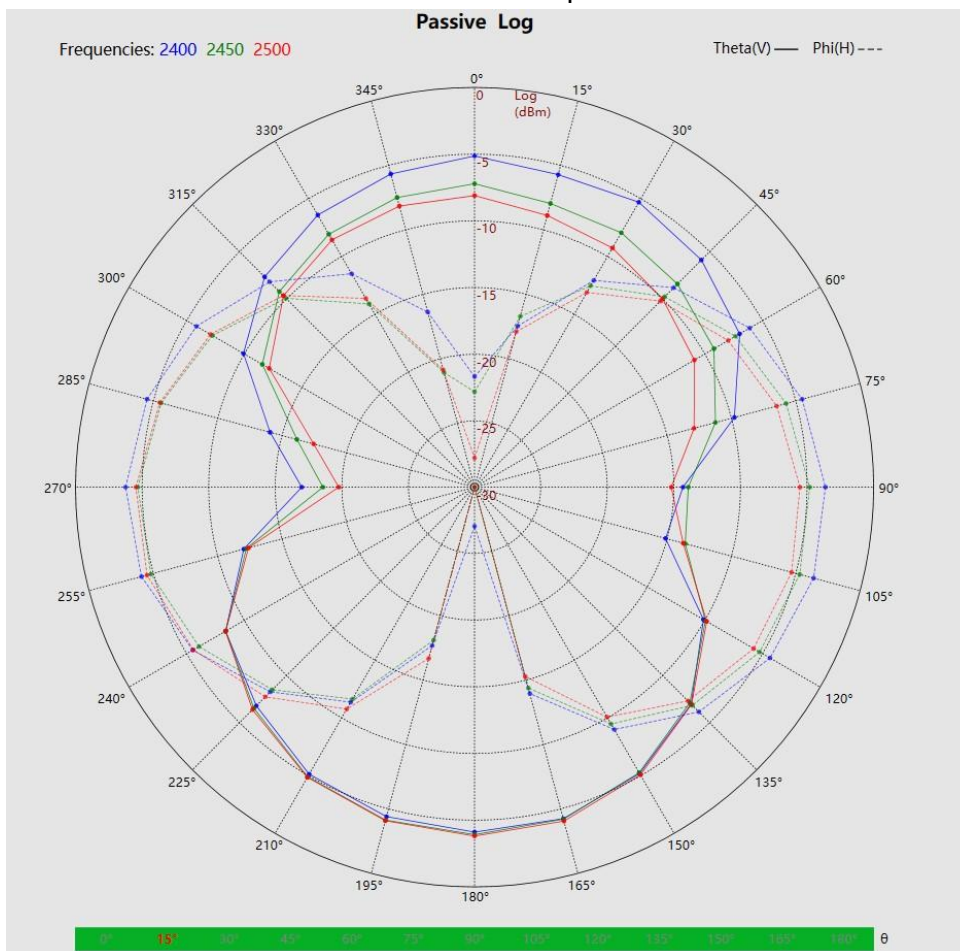
2450MHz:



2500MHz



3.2、Scan the 2D radiation map of the antenna



3.3、Detailed scan output data results

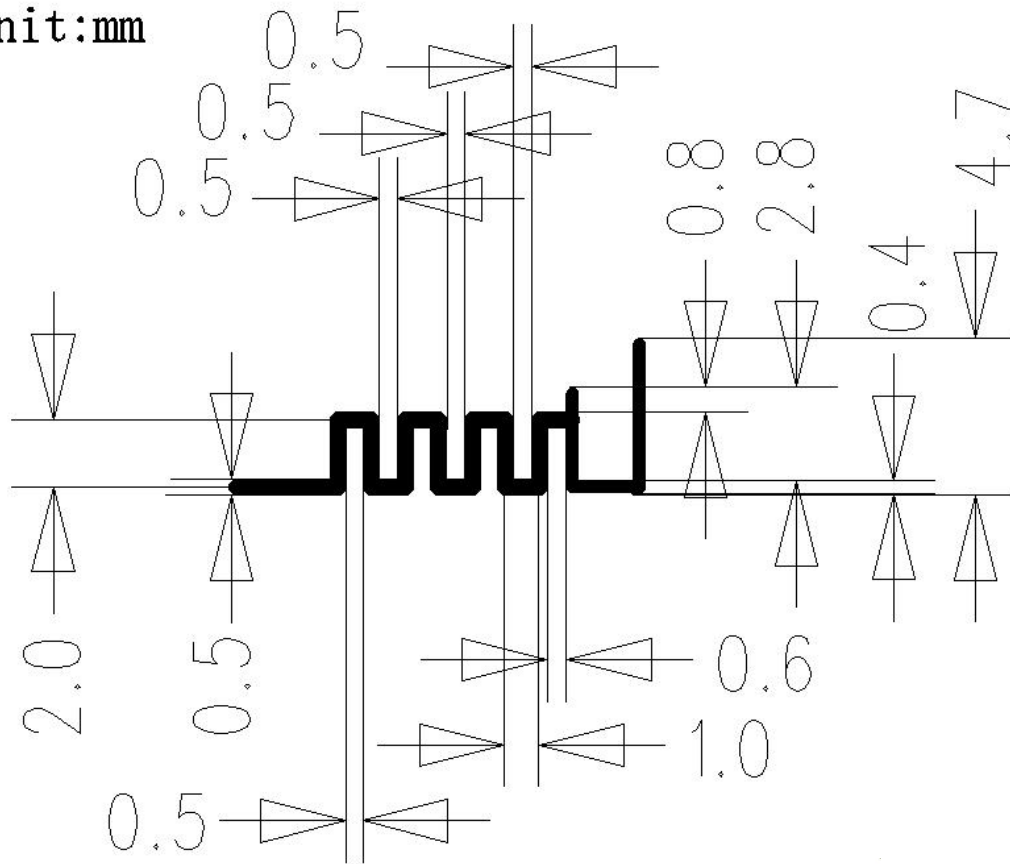
Freq(MHz)	Gain(dBi)	Efficiency(dB)	Efficiency(%)
2400	2.439450302	-1.315458833	73.86762176
2410	2.425115232	-1.257033672	74.86806915
2420	2.189613881	-1.443162231	71.72718335
2430	1.679841106	-1.94654243	63.87718323
2440	1.823337224	-1.856435854	65.21633886
2450	1.91771304	-1.736673374	67.03979269
2460	1.664310576	-2.009469258	62.95831182
2470	1.505129151	-2.103071224	61.61591151
2480	1.268578157	-2.234508674	59.77906702
2490	1.326548954	-2.19424501	60.33585884
2500	1.759370082	-1.76274181	66.63859303

Summary

ITEM	ANT SPEC		
Test	Yang Yaozhen		
Model Name	2.4G ANT		
Antenna plate	PCB antenna		
Center Frequency	2400MHz	2450MHz	2500MHz
	2.44dBi	1.92dBi	1.76dBi
MAX. Gain	2.44dBi		
Polarization	Horizontal and Vertical		
Impedance	50ohm		
Manufacture	Shenzhen Huashengjie Technology Co., Ltd.		
Company address	718, Block A, Huafeng Internet Creative Park, No. 107, Gonghe Industrial Road, Gongle Community, Xixiang Street, Bao'an District, Shenzhen		

AntennaPhoto&Length(mm)

Unit:mm



yang yaozhen