

Package •
Contents



Stage TWS Earbuds



Earbuds Charging Case



USB
Charging Cable

Safety •
Instructions

- Keep the unit away from heat sources, direct sunlight, humidity, water and any other liquids.
- Do not operate the unit if it has been exposed to water, moisture or any other liquids to prevent against electric shock, explosion and/or injury to yourself and damage to the unit.
- Do not use the unit if it has been dropped or damaged in any way.
- Repairs to electrical equipment should only be performed by a qualified electrician. Improper repairs may place the user at serious risk.
- Do not use the unit with wet hands.
- Do not put objects into any of the openings.
- Keep the unit free from dust, lint etc.
- Do not use this unit for anything other than its intended use.
- Keep the unit out of reach of children.
- This product is not a toy.
- Long or repeated exposure to sound at high volume levels can cause hearing loss.

Care & •
Maintenance

- Read the following recommendations before using the Bluetooth Earbuds.
- Do not expose the Bluetooth Earbuds to liquid, moisture or humidity to avoid the product's internal circuit being affected.
 - Do not use abrasive cleaning solvents to clean the device.
 - Do not expose the device to extremely high or low temperature as this will shorten the life of electronic devices, destroy the battery or distort certain plastic parts.
 - Do not dispose of the device in a fire as it will result in an explosion.
 - Do not expose the device to contact with sharp objects as this will cause scratches and damage.
 - Do not let the device fall on the floor. The internal circuit might get damaged.
 - Do not attempt to disassemble the device as it may get damaged if you are not professional.

FCC •
Instructions

Caution: Changes or modifications not expressly approved by the party responsible for compliance could void the user's authority to operate the product

NOTE: This product has been tested and found to comply with the limits for a Class B digital device, pursuant to Part 15 of the FCC Rules. These limits are designed to provide reasonable protection against harmful interference in a residential installation. This product generates, uses and can radiate radio frequency energy and, if not installed and used in accordance with the instructions, may cause harmful interference to radio communications. However, there is no guarantee that interference will not occur in a particular installation. If the product does cause harmful interference to radio or television reception, which can be determined by turning the equipment off and on, the user is encouraged to try to correct the interference by one or more of the following measures:

- Reorient or relocate the receiving antenna.
- Increase the separation between the product and receiver.
- Connect the product into an outlet on a circuit different from that to which the receiver is connected.
- Consult the dealer or an experienced radio/TV technician for help.

This device complies with part 15 of the FCC Rules. Operation is subject to the following two conditions: (1) This device may not cause harmful interference, and (2) this device must accept any interference received, including interference that may cause undesired operation.

The device has been evaluated to meet general RF exposure requirement. The device can be used in portable exposure condition without restriction.

Controls •

Description



- 1 Charging Port
- 2 Charging Connectors
- 3 Cool Breathing LED Lights
- 4 Charging Slot
- 5 Wireless Charging Base
- 6 Digital Display
- 7 Multi-Function / Phone Button
- 8 LED Indicator / Built-In Microphone


Instruction •

For Use

LED Information



Plug the micro end of the included USB charging cable into the charging port of the Charging Case. Digital display will flash to show the battery capacity of charging case.




ON / OFF Device

Take out the Earbud from the Charging Case, it will turn on automatically (Or, if the Earbud is not stored inside the Charging Case, Press and hold the Multi-function button of the Earbud to turn ON.) Press and hold the Multi-function button of the Earbud to turn OFF the device. (Or, put the Earbud back to the Charging Case, it will turn off for recharging automatically.)


Instruction •

For Use

Pairing



After Turning On the Device
Wait for Red/Blue Flashing Light



Search STAGE
in your Bluetooth Settings



Bluetooth Device
Connected

Instruction •

For Use

Control Functions

⏮	Increase Volume Short press the Multi-function button of left Earbud twice
⏭	Decrease Volume Short press the Multi-function button of right Earbud twice
⏸	Pause Short press the Multi-function button of one Earbud will pause the music
▶	Play Short press the Multi-function button of one Earbud will resume the music
⏮	Previous track Press and hold the Multi-function button of left Earbud for 1 second and release
⏭	Next track Press and hold the Multi-function button of right Earbud for 1 second and release

Note: An indication tone will alert you when the volume is adjusted to maximum level.

Call Functions

☎	Answer a call Short press the Phone button of one Earbud to answer an incoming call.
☎	Reject a call Press and hold the Phone button of one Earbud for 2 second and release
✕	End a call After your phone conversation, short press the Phone button of one Earbud
☎	Redial last number Short press the Phone button 3 times (for left Earbud only)

Instruction • For Use

Listening to Music Wirelessly

Please ensure that your device (iPhone, Tablet or Other Smart Phone) is paired with the Bluetooth Earbud to stream music wirelessly. Once it is paired, play music from your device.

Voice Assistant Operation



Voice Assistant is a built-in interactive feature that allows you to Start Conversation with Your Siri or Google Assistant, with short press by the Multi-function button of the right Earbud 3 times... This feature enables you to ask questions and seek assistance on a number of things from your Voice Assistant, even when you're several feet away from your phone. Below are some of the many examples listed below.

While the Earbud is paired using Bluetooth, short press the Multi-function button of the right Earbud three times to start conversation with your Siri or Google Assistant. An indication tone would be heard before you speak into the Earbud.

Example 1: Short press the Multi-function button of the right Earbud three times and then speak into the Earbud, how's the weather today?
Voice Assistant will reply with something like: *mainly cloudy with a few showers.*

Example 2: Short press the Multi-function button of the right Earbud three times, and then speak into the Earbud, what's the time now?
Voice Assistant will reply with something like: *it is 8pm now.*

Troubleshooting •

No Sound

- Power On the Earbud and charge the battery
- Increase the volume on your Earbud, your mobile device and music source
- Move your mobile device closer to the Earbud and away from any interference or obstructions
- User a different music source
- Connect another mobile device

Poor Sound Quality

- User a different music source
- Connect another mobile device
- Move your mobile device closer to the Earbud and away from any interference or obstructions

Battery Won't Charge

- Secure the ends of the USB charging cable
- Try another charging source

Your Google Assistant not responding

- This is only available for Android Mobile Devices
- Make sure Google Assistant is downloaded on your mobile device and set to default voice assistant
- Make sure your Android Mobile Device is Bluetooth paired with Earbud
- Make sure you are in a country where Google Assistant is available
- For additional support, visit www.support.google.com/assistant

Product Specifications:

Bluetooth specification: Bluetooth 5.3
Operating Range: Up to 33 feet
Working time: Up to 3.5 hours (max. volume)
Charging input voltage: DC 5V
Charging time: Less than 2 hours
Built-In Battery: Charging Case: 200mAh
Bluetooth Earbud: 30mAh (each)
Size: Charging Case: 2.44" (L) x 1.65" (D) x 1.17" (H),
Bluetooth Earbud: 0.66" (L) x 0.81" (D) x 1.03" (H) each
Weight: Charging Case: 1.1 oz, Bluetooth Earbud: 0.1 oz (each)

(**Note:** Battery life & charging time may vary based on usage & types of devices used.)

Warranty •

WARRANTY COVERAGE: This product is warranted against defective materials or workmanship. This warranty is void if the product has been damaged by accident, in shipment, unreasonable use, misuse; neglect, improper service, commercial use, repairs by unauthorized personnel or other causes not arising out of defects in materials or workmanship. This warranty doesn't cover the following which may be supplied with this product, including but not limited to; LCD Screens, glass parts, lenses, bulbs etc. This warranty is effective only if the product is purchased and operated in USA and Canada, and does not extend to any units which have been used in violation of written instructions furnished by manufacturer or to units which have been altered or modified or, to damaged products or parts thereof which have had the serial number removed, altered, defaced or rendered illegible.

WARRANTY DISCLAIMERS: This warranty is in lieu of all warranties expressed or implied and no representative or person is authorized to assume for manufacturer any other liability in connection with the sale of our products. There shall be no claims for defects or failure under any theory of tort, contractor commercial law including but not limited to, negligence, gross negligence, strict liability, breach of warranty and breach of contract. Under no circumstances will Manufacturer's/ Distributor's maximum liability exceed the retail value of the product.

WARRANTY PERFORMANCE: During the above 90 day warranty period, a product with a defect will be either repaired or replaced with a reconditioned comparable model (at manufacturer's option). The repaired or replacement product will be in warranty for the balance of the 90 day warranty period and an additional one-month period. No charge will be applicable for such repair or replacement.

SERVICE AND REPAIR: If service is required for this product, you should first contact Midwest Trading Group Customer Service at info@midtradinggroup.com or by calling **1 (866) 815-4714**, Monday to Friday 10am to 6pm EST.

NOTE: Manufacturer cannot assume responsibility for loss or damage during incoming shipment. As a precautionary measure, carefully package the product for shipment, and insure it with the carrier. Be sure to enclose the following details with the product: your full name, return address and daytime phone number, a note describing the problem you experienced, a copy of your sales receipt or other proof of purchase to determine warranty status. C.O.D. shipments cannot be accepted.



™ and © ITV Studios Netherlands Content BV.

Licensed by ITV Studios.