

# DINOSAUR ANIMAL TOY

Model No.:

666-74A,666-83A,66-85A,666-51A,  
666-53A,666-57A,666-61A,666-62A,  
666-80A,666-75A



EN: Dinosaur animal toy

Name: Shantou Chenghai District xiongxin Toys Factory

Address: Chenghai District, Shantou City, Guangdong  
Province, China

# EN - INFORMATION TO KEEP - TO READ BEFORE USING

Instruction sheet must be retained since it contains important information.

**WARNING!** Not suitable for children under 3 years. Small parts : choking hazard.

The dinosaur is equipped with one non replaceable 3.7V rechargeable lithium battery, and the remote control uses two 1.5V AA batteries.

Non-rechargeable batteries must not be recharged. Do not mix new and used batteries or batteries of different types or different brands. Insert the batteries being careful to respect the polarity of the batteries indicated in the box (+ and -). The terminals of a battery must not be short circuited. Remove the used batteries from the box. Remove the batteries before disposing of the product. Remove the batteries if you do not use the product during a prolonged period. In the event leaks occur with the batteries, and the liquid (electrolyte) touches the skin, immediately clean with water and soap or neutralise with a mild acid like lemon juice or vinegar. If the liquid comes into contact with the eyes, immediately rinse with clear water for at least 10 minutes, then consult a doctor. Rechargeable batteries are to be removed before being charged. Rechargeable batteries are only to be charged under adult supervision.

**WARNING: KEEP BATTERIES OUT OF REACH OF CHILDREN.** Batteries are small objects. Replacement of batteries must be done by adults.






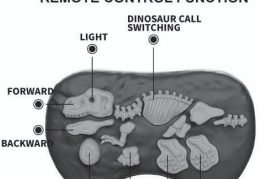

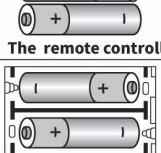
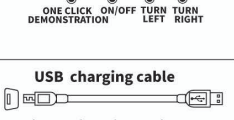
**WARNING:** This toy generates lightning which can trigger epileptic seizures in sensitive people.



The crossed out wheeled bin symbol means that this product shall not be disposed of with normal household waste. Electronic and Electrical Equipment not included in the selective sorting process are potentially dangerous for the environment and human health due to the presence of hazardous substances. Please dispose of responsibly at an approved waste or recycling facility.



Batteries should not be disposed of with household waste. Please dispose of them in an appropriate recycling point for electrical and electronic equipment. Consult your local authorities or dealer for advice on recycling. Batteries must be disposed of safely.

<p><b>1.</b> </p> <p>1. INSTRUCTIONS FOR USE</p>	<p><b>2.</b> </p> <p>2. PLUG IN THE USB PORT TO CHARGE (INTERNAL USB CHARGING CABLE)</p>	<p><b>3.</b> </p> <p>3. DINOSAUR CONTAINS LIGHTING EFFECTS AND MOVABLE JOINTS (DINOSAUR'S BUILT-IN 3.7V RECHARGEABLE BATTERY)</p>
<p><b>4.</b> </p> <p>DINOSAUR DETACHABLE PARTS</p>	<p><b>REMOTE CONTROL INSTRUCTIONS</b></p> 	<p><b>REMOTE CONTROL FUNCTION</b></p> 
<p><b>5.</b> </p> <p>SOUND AND MUSIC</p>	<p><b>The remote controller</b></p>  <p>Uses 2x1.5V "AA" batteries (Battery Not Included)</p>	<p><b>USB charging cable</b></p>  <p>The dinosaur is equipped with one non replaceable 3.7V rechargeable lithium battery, and the remote control uses two 1.5V "AA" batteries.</p>

This equipment has been tested and found to comply with the limits for a Class B digital device, pursuant to part 15 of the FCC Rules. These limits are designed to provide reasonable protection against harmful interference in a residential installation. This equipment generates, uses and can radiate radio frequency energy and, if not installed and used in accordance with the instructions, may cause harmful interference to radio communications. However, there is no guarantee that interference will not occur in a particular installation. If this equipment does cause harmful interference to radio or television reception, which can be determined by turning the equipment off and on, the user is encouraged to try to correct the interference by one or more of the following measures:

- Reorient or relocate the receiving antenna.
- Increase the separation between the equipment and receiver.
- Connect the equipment into an outlet on a circuit different from that to which the receiver is connected.
- Consult the dealer or an experienced radio/TV technician for help.

Caution: Any changes or modifications to this device not explicitly approved by manufacturer could void your authority to operate this equipment.

This device complies with part 15 of the FCC Rules. Operation is subject to the following two conditions: (1) This device may not cause harmful interference, and (2) this device must accept any interference received, including interference that may cause undesired operation.

The device has been evaluated to meet general RF exposure requirement.