








# 正反面黑白印刷，风琴折，90\*120mm

<p>Smart Remote Control Fishing Bait Boat</p>  <p>Instruction Manual</p>	<p>"FISH" IS A LIFE OF MY LIFE</p> <p><b>Accessories Introduction</b></p> <ul style="list-style-type: none"><li>•Motor turn radiusturn radius 0.8-1.0M</li><li>•Battery power: 7.4V 5200AH, free maintain battery, lasting time is above 2 hoursalarm: low battery is with the alarm setting to ensure the safe back.</li><li>•Night Light the night light can help to fish-men to distinguish the direction and seduce the fish</li><li>•Remote Controller remote control distance above 300M</li><li>•Boat Body direction: forward, back, right and left turn, release the bait control flexibly and precisely , can resist the wave about 3-4 level."</li></ul> <p><b>Features Introduction:</b></p> <ul style="list-style-type: none"><li>•Best Quality The boat adopts the ABS which is without the poison and smell, the ABS is with the strong anti-resistant and abrasion resistance, the boat color can be kept a long time. It is easy to clean as the ABS can beats the chemical pollution.</li><li>•Professional Digital Full Automatic FM Device It can solve the phenomenon: interference of a few boats sailing; short distance of remote controlling;out of control to pick up the boat.</li></ul>	<p>"FISH" IS A LIFE OF MY LIFE</p> <ul style="list-style-type: none"><li>•Resistant the Strong Wind and Wave Two motors design, it is with the waterproof function. It can stop the boat from the water, the boat can run well and normally under 5 class wind.</li><li>•Long Time Lasting Simple operation, stability is strong, change the speed and direction freely.</li></ul> <p>• Introduction to hull</p> 	<p>"FISH" IS A LIFE OF MY LIFE</p>  <p>Remote Controller Details</p> 
<p>"FISH" IS A LIFE OF MY LIFE</p> <p><b>Remote Controller Matches to the Boat :</b></p> <ul style="list-style-type: none"><li>• When pairing, the hull must be on the flat ground Switch the power of the boat* switch the power of the remote controller, press the learning button long time enough and hear the voice of the "be" which indicates that the matching signal is going on.* switch the power of the receiver, and the LED indicator of the receiver is flashing, this means the matching is successful.</li></ul> <p><b>Normal Remote Control Mode:</b></p> <p>Using the rocker control the motor. Rocker up and down adjust the motor forward ,backward and rotation speed. Left and right adjust the motor straightly, there are two kinds of circumstance as follows:</p> <ul style="list-style-type: none"><li>• The rocker is at the middle of the up and down position,the boat is at the sate of the stopping. The rocker is to the left or right,the left or the right motor stops turning. The left or right motor is from 0% (the motor can drive the ship at the minimum speed) to 100% speed rotation, it is mainly used for spiraling.</li><li>• When the rocker is to the up or down, the left and right motors will rotate from 0% to 100%,at this time, the left and right motors will adjust the rotation speed slightly if the rocker is to left or right For example, when the rocker is at the middle, push up the rocker to the 80% position, the left and right motor speed is at 80%.The right motor speed is still 80% if the rocker is shifted to the right slowly., and the left motor speed can be adjusted from 80% to 0%, this operation</li></ul> <p><b>Constant Speed Cruise Mode:</b></p> <ul style="list-style-type: none"><li>• When the remote control bait boat moves forward or backward, press the cruise button on the remote controller, release the rocker, and the boat will run at the current speed. When the boat is in stopping mode, the cruise button is without any function. When in constant speed cruise mode, can adjust the left and right motor speed under moving the rocker to the left or right. For example: pull the rocker to the left, then the right motor speed will be increased by 1, press and hold the rocker, when the right motor speed increases to the maximum, there is no way to increase the speed, the left motor speed will be decreased by 1. The cruise mode will be removed by pressing the cruise button.</li></ul> <p><b>Voltage Indication :</b></p> <ul style="list-style-type: none"><li>• The LED on the remote controller will flash slowly which is showing the low battery voltage of the remote controller when the voltage of the remote controller is lower than 2.3v.</li></ul> <p><b>Instruction to the battery usage and charging</b></p> <ul style="list-style-type: none"><li>• Main Battery (Standard)</li><li>• Charging interface The mentioned take out of batteries button, When it is on, the battery storage interface can be charged.</li><li>• Standby battery interface (the standby battery should be bought separately)</li></ul>  <p>Battery charging interface</p>	<p>"FISH" IS A LIFE OF MY LIFE</p> <p><b>Ergonomic remote control handle</b></p> <p>Streamline boat body 7.2V*5200mA high capacity battery</p>  <p><b>Maintenance</b></p> <ul style="list-style-type: none"><li>•Controller please kindly take out the battery if there is a long time for leaving unused.</li><li>•Motor Check the motor for debris after each use.</li><li>•Boat Body 1. please keep dry and clean for the boat after using the boat. 2. please take out the battery and keep well if do not use the boat. 3. please do not put the boat with the corrosive liquid. 4. Do not close to the high temperature target. 5. please put the boat into the bag to keep the boat from the dusty if do not use the boat.</li></ul> 	<p>This device complies with part 15 of the FCC Rules. Operation is subject to the following two conditions: (1) this device may not cause harmful interference, and (2) this device must accept any interference received, including interference that may cause undesired operation.</p> <p>Any changes or modifications not expressly approved by the party responsible for compliance could void the user's authority to operate the equipment.</p> <p>NOTE: This equipment has been tested and found to comply with the limits for a Class B digital device, pursuant to Part 15 of the FCC Rules. These limits are designed to provide reasonable protection against harmful interference in a residential installation. This equipment generates, uses and can radiate radio frequency energy and, if not installed and used in accordance with the instructions, may cause harmful interference to radio communications. However, there is no guarantee that interference will not occur in a particular installation.</p> <p>If this equipment does cause harmful interference to radio or television reception, which can be determined by turning the equipment off and on, the user is encouraged to try to correct the interference by one or more of the following measures:</p> <ul style="list-style-type: none"><li>— Reorient or relocate the receiving antenna.</li><li>— Increase the separation between the equipment and receiver.</li><li>— Connect the equipment into an outlet on a circuit different from that to which the receiver is connected.</li><li>— Consult the dealer or an experienced radio/TV technician for help.</li></ul> <p>The device has been evaluated to meet general RF exposure requirement. The device can be used in portable exposure condition without restriction</p>	