




Conducted Antenna Port Measurements




Radiated Emissions Front Side




Radiated Emissions Below 30MHz






Radiated Emissions, 30MHz – 1GHz




Radiated Emissions Above 1GHz (Front Side)





Radiated Emissions 1GHz – 18GHz



Radiated Emissions 18GHz – 40GHz