



# OTA TEST REPORT

**Applicant**      Espressif System (Shanghai) Co.,Ltd  
**Product**        ESP32-C3-WROOM-02  
**Model**          ESP-ANT B  
**Report No.**     Y2102A0260-T3  
**Issue Date**    March 9, 2021

TA Technology (Shanghai) Co., Ltd. tested the above equipment in accordance with the requirements in **ANSI/IEEE Std 149-2008**. The test results show that the equipment tested is capable of demonstrating compliance with the requirements as documented in this report.

Prepared by: Peng Tao

Approved by: Kai Xu

**TA Technology (Shanghai) Co., Ltd.**

No.145, Jintang Rd, Tangzhen Industry Park, Pudong Shanghai, China

TEL: +86-021-50791141/2/3

FAX: +86-021-50791141/2/3-8000



## TABLE OF CONTENTS

1.	Test Laboratory.....	3
1.1.	Notes of the Test Report .....	3
1.2.	Test facility .....	3
1.3.	Testing Location .....	3
1.4.	Laboratory Environment .....	4
2.	General Description of Equipment under Test .....	5
2.1.	Applicant and Manufacturer Information .....	5
2.2.	General information .....	5
2.3.	Test Date .....	5
2.4.	Receiving Date .....	5
2.5.	Applied Standards .....	6
3.	Test Conditions .....	7
3.1.	Test Configuration .....	7
3.2.	Test Measurement.....	7
4.	Test Results.....	8
4.1.	Gain and Efficiency.....	8
5.	Equipment List .....	9
ANNEX A	3-D Pattern Plots .....	10
ANNEX B:	The EUT Appearance and Test Configuration .....	12
B.1	EUT Appearance .....	12
B.2	Test Configuration .....	13



## 1. Test Laboratory

### 1.1. Notes of the Test Report

This report shall not be reproduced in full or partial, without the written approval of **TA technology (shanghai) co., Ltd.** The results documented in this report apply only to the tested sample, under the conditions and modes of operation as described herein. Measurement Uncertainties were not taken into account and are published for informational purposes only. This report is written to support regulatory compliance of the applicable standards stated above.

### 1.2. Test facility

#### A2LA (Certificate Number: 3857.01)

TA Technology (Shanghai) Co., Ltd. has been listed by American Association for Laboratory Accreditation to perform measurement.

### 1.3. Testing Location

Company: TA Technology (Shanghai) Co., Ltd.  
Address: No.145, Jintang Rd, Tangzhen Industry Park, Pudong Shanghai, China  
City: Shanghai  
Post code: 201201  
Country: P. R. China  
Contact: Xu Kai  
Telephone: +86-021-50791141/2/3  
Fax: +86-021-50791141/2/3-8000  
Website: <http://www.ta-shanghai.com>  
E-mail: [xukai@ta-shanghai.com](mailto:xukai@ta-shanghai.com)



#### 1.4. Laboratory Environment

Temperature	Min. =19℃ , Max. = 25℃	
Relative humidity	Min. =40%, Max. =72%	
Shield effect	0.7-6GHz	> 100dB
Ground resistance	<0.5Ω	



## 2. General Description of Equipment under Test

### 2.1. Applicant and Manufacturer Information

<b>Applicant Name</b>	Espressif System (Shanghai) Co.,Ltd
<b>Applicant address</b>	Suite 204 Block 2, 690 Bibo Road, Zhang Jiang Hi-Tech Park, Shanghai, China
<b>Manufacturer Name</b>	Espressif System (Shanghai) Co.,Ltd
<b>Manufacturer address</b>	Suite 204 Block 2, 690 Bibo Road, Zhang Jiang Hi-Tech Park, Shanghai, China

### 2.2. General information

EUT Description	
Product Name:	ESP32-C3-WROOM-02
Model	ESP-ANT B
HW Version:	ESP32-C3-WROOM-02 V1
SW Version:	esp32c3_phy_20210225_no_sleep_and_ampdu
Antenna Type:	PCB Antenna
Antenna Manufacturer:	Espressif System (Shanghai) Co.,Ltd
Test Frequency:	2402MHz ~ 2502MHz
Note: The EUT is sent from the applicant to TA and the information of the EUT is declared by the applicant. All indications of Pass/Fail in this report are opinions expressed by TA Technology (Shanghai) Co., Ltd. based on interpretations and/or observations of test results. Measurement Uncertainties were not taken into account and are published for informational purposes only.	

Test lab. of the antenna gain and radiation pattern measurement: TA Technology (Shanghai) Co., Ltd.

### 2.3. Test Date

The test is performed from February 25, 2021 to March 4, 2021.

### 2.4. Receiving Date

The sample was received on February 25, 2021.



## 2.5. Applied Standards

According to the specifications of the manufacturer, it must comply with the requirements of the following standards:

Test Method: **ANSI/IEEE Std 149-2008**



## 3. Test Conditions

### 3.1. Test Configuration

Great-Circle-Cut method is used to measure the antenna 3D GAIN of EUT in OTA qualified anechoic chamber. Equipment Under Test (EUT) geometry centre vertical projection at the centre of platform, the distance from EUT to measurement antenna is 5m.

### 3.2. Test Measurement

#### Spherical coordinate system

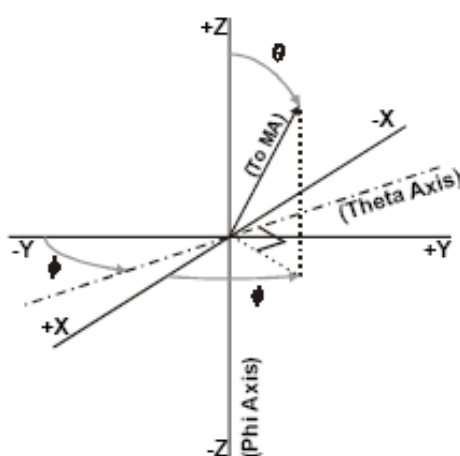
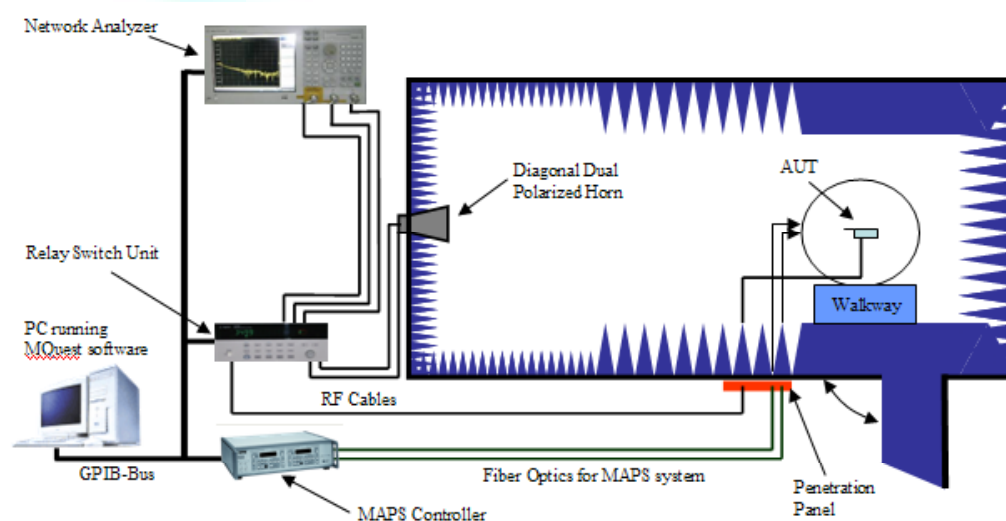


Figure 1 Test coordinate system

Note: Theta is from 0~180 degree. Phi is from 0~360. Rotate the EUT and record the Data, the step of rotation is 15 degree.

#### Test Setup





## 4. Test Results

### 4.1. Gain and Efficiency

Model	Test State	Frequency (MHz)	Efficiency (dB)	Efficiency (%)	Gain (dBi)	Directivity (dBi)	Note
ESP-ANT B	Free Space	2402	-1.98	63.44	2.70	4.70	15°
		2407	-1.76	66.66	2.70	4.50	
		2412	-1.70	67.68	2.16	4.85	
		2417	-1.60	69.11	2.62	4.53	
		2422	-1.61	68.95	2.69	4.41	
		2427	-1.77	66.48	2.29	4.06	
		2432	-1.83	65.54	2.54	4.37	
		2437	-1.73	67.21	2.46	4.19	
		2442	-1.77	66.46	2.56	4.34	
		2447	-1.79	66.25	2.69	4.48	
		2452	-1.75	66.81	2.65	4.70	
		2457	-1.76	66.73	2.66	4.71	
		2462	-1.68	67.91	2.69	4.67	
		2467	-1.95	63.90	2.17	5.11	
		2472	-2.07	62.14	2.08	5.14	
		2477	-1.87	65.00	2.18	5.05	
		2482	-1.94	63.96	2.26	5.20	
		2487	-1.98	63.35	2.37	5.35	
		2492	-1.82	65.80	2.35	5.17	
		2497	-1.72	67.34	2.17	4.88	
		2502	-1.75	66.79	2.18	4.94	



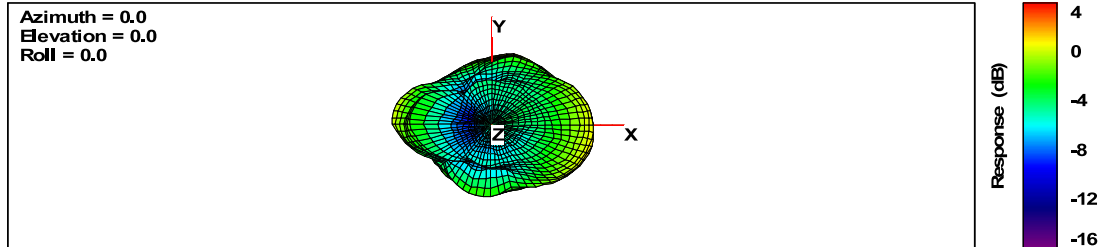
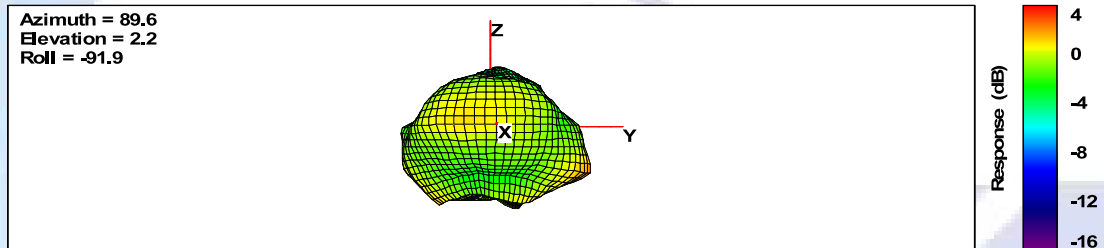
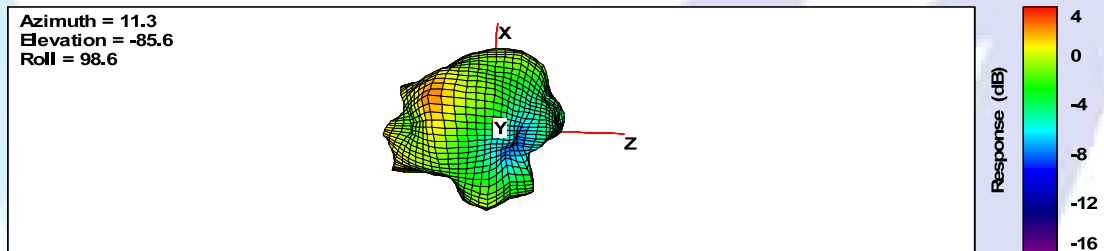
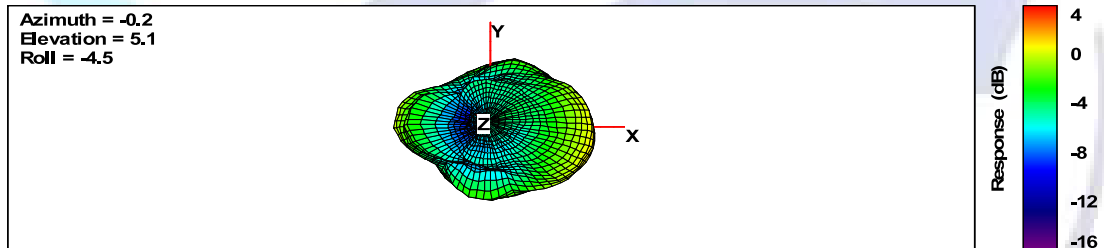
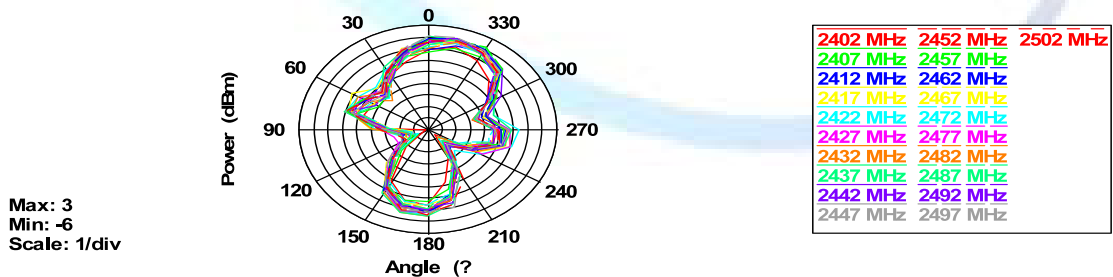


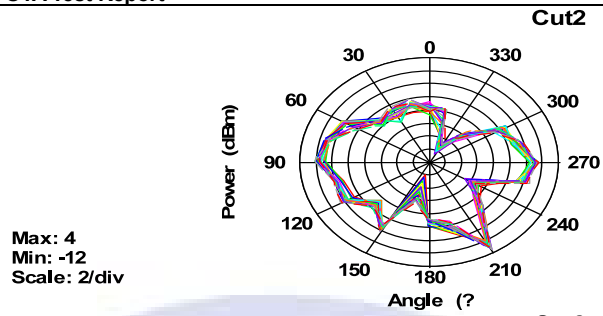
## 5. Equipment List

Type of Equipment	Manufacture	Model Number	S/N	Calibration Date	Expiration Time
Network Analyzer	Key sight	E5071B	MY42404014	2020-05-17	2021-05-16
Switch Control System	ETS	7006/7001	00059957/MY 42001152	N/A	N/A
Dual polarized horn antenna	ETS	3164-04	00062743	2020-04-14	2021-04-13
Software	ETS-lindgren	EMQ-100 Pattern Measurement software	1.09	N/A	N/A

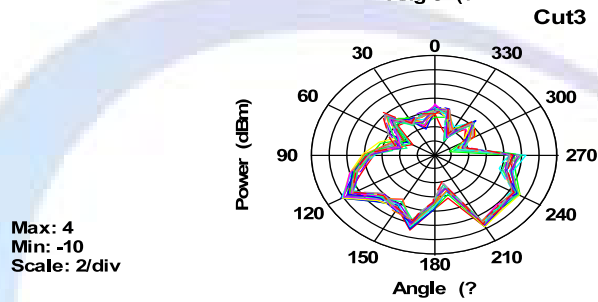


## ANNEX A 3-D Pattern Plots

**Total****Total****Total****Total****Cut1**



2402 MHz	2452 MHz	2502 MHz
2407 MHz	2457 MHz	
2412 MHz	2462 MHz	
2417 MHz	2467 MHz	
2422 MHz	2472 MHz	
2427 MHz	2477 MHz	
2432 MHz	2482 MHz	
2437 MHz	2487 MHz	
2442 MHz	2492 MHz	
2447 MHz	2497 MHz	




2402 MHz	2452 MHz	2502 MHz
2407 MHz	2457 MHz	
2412 MHz	2462 MHz	
2417 MHz	2467 MHz	
2422 MHz	2472 MHz	
2427 MHz	2477 MHz	
2432 MHz	2482 MHz	
2437 MHz	2487 MHz	
2442 MHz	2492 MHz	
2447 MHz	2497 MHz	

2402MHz ~2502 MHz Wi-Fi 2.4G 3D Gain


## ANNEX B: The EUT Appearance and Test Configuration

### B.1 EUT Appearance



Picture 1 Constituents of EUT

## B.2 Test Configuration



Picture 2 Test Setup

\*\*\*\*\*END OF REPORT \*\*\*\*\*