

Appendix II


Setup Photographs

Project No.:4791745577-1


AC Power Line Conducted Emission




Radiated Band edge and Spurious Emission
RADIATED RF MEASUREMENT SETUP (ABOVE 1 GHz)
MEASUREMENT POSITION




MEASUREMENT POSITION (X axis)




MEASUREMENT POSITION (Y axis)



MEASUREMENT POSITION (Z axis)



RADIATED RF MEASUREMENT SETUP (30MHz~1GHz)



RADIATED RF MEASUREMENT SETUP (Below 30MHz)

