


## **Appendix II**


### **Setup Photographs**

**Project No.:4791745571-1**


## AC Power Line Conducted Emission



**Radiated Band edge and Spurious Emission**  
**RADIATED RF MEASUREMENT SETUP (ABOVE 1 GHz)**  
**MEASUREMENT POSITION**



MEASUREMENT POSITION (X axis)







MEASUREMENT POSITION (Y axis)



MEASUREMENT POSITION (Z axis)



RADIATED RF MEASUREMENT SETUP (30MHz~1GHz)



RADIATED RF MEASUREMENT SETUP (Below 30MHz)

