

HD Advertising Machine

PF14-HD25-AN-C-M

Basic parameter

Product Name: HD Advertising Machine
Screen Size: 14-inch
Product Model: PF14-HD25-AN
Screen Display Ratio: 16:9
Screen Resolution: 1920*1080
RAM: 4G
ROM: 32G
CPU: Dual-core Cortex-A78+Quad-core Cortex-A55;
Upto 2.0GHz
Microphone: Yes
Loudspeaker: twin loudspeaker
System: Android 13.0
Input: AC:100~240V
Whole Machine Size: 328.2mm*199mm*16.4mm
Weight: 2.2Kg
FCC ID: 2BONP-PF14-AN-C-M
Contains FCC ID: 2AJYU-8PYA007
Manufacturer:
SUZHOU ALLIN INNOVATION TECHNOLOGY CO., LTD
Address:
No.15, Jintian Road, Industrial Park, Suzhou, China
Declaration:
Any part of this manual, including text, pictures, graphics, without written permission, any unit or individual may not extract, copy, translate, modify this manual in any way or in whole or in part. This document is only used as a guide for the related products. It may differ from the actual product.

Important safety information

Before using this product, please read and follow all safety information to ensure the best performance and avoid dangerous or illegal situations.

- Keep the device dry.
- Do not swallow or bite the product or accessories to avoid injury or product failure.
- Do not place the product in an unstable position. Do not lightly tap or shake the product's screen, as this may damage the internal circuits or cause the product to tip over, resulting in serious bodily injury or death.

⚠ Safety warning

Please comply with the relevant laws and regulations, do not use in the following environment.

- The disconnecting device of this product is the power plug on the wire assembly, and the socket equipped for use shall be installed near the equipment, and shall be easy to operate, and shall not be blocked by other objects.
- In order to avoid interfering with the work of medical devices, please stay away from medical devices such as pacemakers, hearing AIDS, and cochlear implants.
- Do not use it outdoors during thunderstorms to avoid lightning strikes.
- Do not use the device in a dusty, wet, dirty place or near a magnetic field to avoid internal electrical faults.

To upgrade the system, please upgrade it through its own system upgrade function or official after-sales service. If you upgrade by other means, it may lead to failure or data loss, and lead to the destruction of system security capabilities, triggering security risks.
Do not repair the product yourself. If this product or any other part does not work properly, you should consult after-sales service in time.

Warning:
-In a residential environment, running this device may cause wireless interference.
-The product contains a coin cell battery, please keep it away from children.
-When recycling the product, please note that button batteries should not be discarded at will.
-Do not disassemble or attempt to replace the battery.
-Replacement of a BATTERY with an incorrect type that can defeat a SAFEGUARD.

CAUTION:
Risk of fire or explosion or defeat the safeguard of equipment if the battery is replaced by an incorrect type. Replace only with the same or equivalent type. Disposal of a battery into fire or a hot oven, or mechanically crushing or cutting of a battery, that can result in an explosion. Leaving the battery in an extremely high temperature and/or low air pressure surrounding environment that can result in an explosion or the leakage of flammable liquid or gas.

PRUDENCE:
Risque d'incendie ou d'explosion ou d'échec de la protection si la batterie est remplacée par un type incorrect. Remplacez-le uniquement par un type identique ou équivalent. Disposition d'une batterie dans un feu ou un four chaud, ou mécaniquement l'écrasement ou la coupure d'une batterie, qui peut entraîner explosion. Laisser la batterie à une température extrêmement élevée température et/ou basse pression atmosphérique environnantequi peut entraîner une explosion ou fuite de liquide ou de gaz inflammable.

FCC Caution:
This device complies with part 15 of the FCC Rules. Operation is subject to the following two conditions:

- (1) this device may not cause harmful interference, and
(2) this device must accept any interference received, including interference that may cause undesired operation.

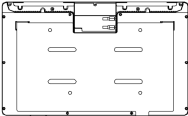

Any changes or modifications not expressly approved by the party responsible for compliance could void the user's authority to operate the equipment.

NOTE: This equipment has been tested and found to comply with the limits for a Class B digital device, pursuant to Part 15 of the FCC Rules. These limits are designed to provide reasonable protection against harmful interference in a residential installation. This equipment generates, uses and can radiate radio frequency energy and, if not installed and used in accordance with the instructions, may cause harmful interference to radio communications. However, there is no guarantee that interference will not occur in a particular installation.

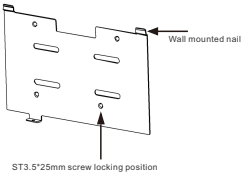
If this equipment does cause harmful interference to radio or television reception, which can be determined by turning the equipment off and on, the user is encouraged to try to correct the interference by one or more of the following measures:

- Reorient or relocate the receiving antenna.
- Increase the separation between the equipment and receiver.
- Connect the equipment into an outlet on a circuit different from that to which the receiver is connected.
- Consult the dealer or an experienced radio/TV technician for help.

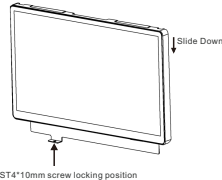
To maintain compliance with FCC's RF Exposure guidelines, This equipment should be installed and operated with minimum distance 20cm between the radiator and your body. Use only the supplied antenna.



Installation Steps
*The packaging does not include wall mounted or installation accessories.



1. After confirming the installation position, fix the wall hanging securely. The installation position should be less than 2 meters from the ground. (Can be locked with ST3.5 * 25mm screws for wall mounting)



2. After installing and organizing the power cord, align the machine installation slot with the wall nail. Slide down, installation is complete. (Can be locked with ST4 * 10 screws for wall mounting)