


SteelLumen aims to be the trusted companion for children and teens.



SteelLumen



<https://www.SteelLumen.shop>




SteelLumen@gmail.com



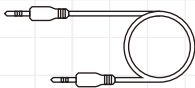
Quick Start Guide

Package Contents

1×SteelLumen
Wireless Headphones



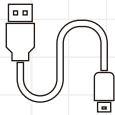
1×Cloth Pouch



1×3.5mm Audio Cable




1×User Manual



1×Type-C Charging Cable

1 Pairing Your Headphone



Power On

Press for 3 seconds to turn on.

Pairing Mode

The Blue and white lights flash alternately

Bluetooth Connection

1. Open Bluetooth settings.
2. Select "SL Nova1Pro".

01

2 Using Your Headphone



Press "+/-" to adjust the headphone volume.



Press "+" for 2 seconds to switch to the previous song.



Press "-" for 2 seconds to switch to the next song.



Click "⏮" to play or pause music.



Press "📞" to answer or hang up a call.



Press "+/-" at the same time to turn on the volume DB limit.



Volume limit modes:

75dB
(Low)

85dB
(Medium)

94dB
(High)

02

3 Noise Control



ANC

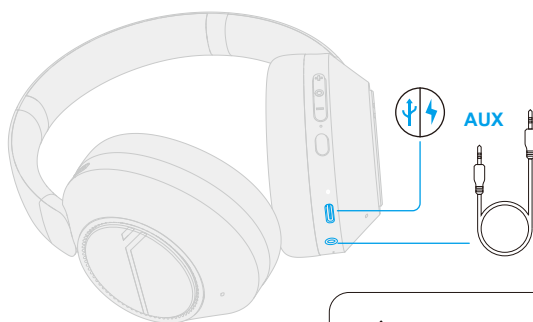


Press the ANC button to switch:

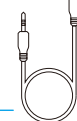
- ANC On (the voice prompt: "ANC On")
- ⊗ ANC Off (the voice prompt: "ANC Off")
- Transparent On (the voice prompt: "Transparent On")

03

4 Charging The Device



AUX



Charging:



Connect the USB-C port to charge.

White Light : Charging.

White Light off: Fully charged.



For Audio Connection: Use a 3.5mm audio cable to connect the AUX port to other devices.

Note that noise cancellation is unavailable in wired mode.

04

5 Specification / Warranty Policy

Bluetooth@ specification: V 5.4

Bluetooth Name: SL Nova1Pro

Effective Range: up to 10 meters (32 feet)

Battery Type: Lithium Polymer Battery

Battery Capacity: 400 mAh

Charging Time: 1.5 hours

Charging Parameters:DC 5V 1A

Playback Time (ANC off): up to 40 hours

Playback Time (ANC on): up to 30 hours

Operating Temperature: 23°F to 113°F(-5°C to +45°C)

Volume Limit Levels: 75db/85db/94db

This product is covered by the manufacturer's limited warranty.

For a period of 12 months from the date of purchase,

if any part of this product is found to be defective due to material,workmanship or shipping,

it will be repaired or replaced at no cost to the original purchaser.

How to Claim:

If your product has any issues, contact us with:

1. Your order number
2. A picture or video of the product issue

How to Contact Us

1. You can contact us directly through the Amazon order page.
2. Or email us at: steellumen@gmail.com

05

FCC Statement

This device complies with Part 15 of the FCC rules. Operation is subject to the following two conditions: 1) this device may not cause harmful interference, and 2) this device must accept any interference received, including interference that may cause undesired operation.

Note: This equipment has been tested and found to comply with the limits for a Class B digital device, pursuant to part 15 of the FCC Rules. These limits are designed to provide reasonable protection against harmful interference in a residential installation. This equipment generates uses and can radiate radio frequency energy and, if not installed and used in accordance with the instructions, may cause harmful interference to radio communications. However, there is no guarantee that interference will not occur in particular installation. If this equipment does cause harmful interference to radio or television reception, which can be determined by turning the equipment off and on, the user is encouraged to try to correct the interference by one or more of the following measures:

- Reorient or relocate the receiving antenna.
 - Increase the separation between the equipment and receiver.
 - Connect the equipment into an outlet on a circuit different from that to which the receiver is connected.
 - Consult the dealer or an experienced radio/TV technician for help.
- Changes or modifications not expressly approved by the party responsible for compliance could void the user's authority to operate the equipment.

FCC Radiation Exposure Statement

This device complies with FCC RF radiation exposure limits set forth for an uncontrolled environment. This transmitter must not be co-located or operating in conjunction with any other antenna or transmitter.