




Portable Bluetooth Speaker User Manual



Operation instruction

1. Press and hold  to turn on the phone, turn on the Bluetooth, search for the device: V2 and pair the connection. After the connection is successful, the device will have a prompt sound.
2. Double click the  TWS couplet (that is, two speakers can be connected to a mobile phone at the same time, playing music left and right channels); Tap to pause/play and press the previous track three times.
3. Press  to switch the light, double-click to turn off the light, and press three times to the next song. Press and hold for 3 seconds to release and adjust the volume.
4. Type-c charging interface, supporting music while charging

Product parameters

Product model: V2
Bluetooth version: V5.3
Lamp light: RGB
Power rate: 5W
Charging interface: Type-c
Battery capacity: 300mAh
Playback mode: Bluetooth
Input: 5VDC, 0.5A

Matters needing attention

Follow the following warnings to prevent injury or damage to equipment:

1. Do not allow children or animals to chew or swallow the equipment and accessories;
2. Do not stab eyes, ears, or other body parts with the device, or set it to place in the mouth;
3. Do not store the device in an overheated or undercooled environment. Used in $-5^{\circ}\text{C}\sim 40^{\circ}\text{C}$ environment;
4. Do not be near or near heaters, microwave ovens, cooking equipment or high pressure containers. Internal storage equipment;
5. Do not drop, squeeze, impact or scratch the equipment;
6. Do not use the equipment outside during thunderstorms;
7. Keep the device dry.
8. Avoid no one charging for a long time or overnight;
9. The equipment shall not be subjected to water droplets or splashing, and shall not be placed on the equipment such as a vase. Articles, such as those filled with liquid;
10. Note that if the battery is not replaced properly there is a risk of explosion, only the same can be used. Type or equivalent type of battery to replace.

FCC STATEMENT :

This device complies with Part 15 of the FCC Rules. Operation is subject to the following two conditions:

- (1) This device may not cause harmful interference, and
- (2) This device must accept any interference received, including interference that may cause undesired operation.

Warning: Changes or modifications not expressly approved by the party responsible for compliance could void the user's authority to operate the equipment.

NOTE: This equipment has been tested and found to comply with the limits for a Class B digital device, pursuant to Part 15 of the FCC Rules. These limits are designed to provide reasonable protection against harmful interference in a residential installation.

This equipment generates uses and can radiate radio frequency energy and, if not installed and used in accordance with the instructions, may cause harmful interference to radio communications. However, there is no guarantee that interference will not occur in a particular installation. If this equipment does cause harmful interference to radio or television reception, which can be determined by turning the equipment off and on, the user is encouraged to try to correct the interference by one or more of the following measures:

- Reorient or relocate the receiving antenna.

- Increase the separation between the equipment and receiver.

- Connect the equipment into an outlet on a circuit different from that to which the receiver is connected.

- Consult the dealer or an experienced radio/TV technician for help.

RF warning statement:

The device has been evaluated to meet general RF exposure requirement. The device can be used in portable exposure condition without restriction.