

## i24 说明书 风琴折


材料:100g书写纸

单黑，双面印刷

成品尺寸:80\*90mm

## i24





### Instruction manual




**TWS Earphone:** FCC ID:2BOIS-2503124  
**Earclip Earphone:**FCC ID:2BOIS-2503121

- In this user manual, in addition to how to handle the product, you can also learn about important precautions for preventing accidents.
- In order to use the product safely, even after reading, please keep it in safe place.

#### Packing list

#### Function description



#### Function description

- Indicator light / Pickup hole
- Touch area
- Charging contact
- Speaker holes
- Charging contact
- Speaker holes
- Vent hole
- Indicator light
- Touch area
- Pickup hole

#### Connection guide

**Open :**  
Open the cover and take out the headset auto power on, auto pairing  
The headset automatically enters the pairing state after powering on (standby state with the cell phone), the main ear light flashes

**Shut off :**  
Headset automatically shuts off when placed in the charging compartment

**By the right :**

- The headset enters the Bluetooth mode. The mobile phone search Bluetooth pairing name "T400 ", " i21 ", click the connection.
- The headset is back to the last device by default.

#### Headset touch area operation guide ( OWS )

	Play/suspension	Double click
	Answer	Double click
	hang up	Double click
	Refuse to call	Press 2s
	Last song	Three blows R Earphone
	Next song	Three blows L Earphone
	Voice assistant	Press 2s

#### Headset touch area operation guide ( TWS )

	Play/suspension	click
	Answer	click
	hang up	Double click
	Refuse to call	Double click
	Last song	Double click L Earphone
	Next song	Double click R Earphone
	Voice assistant	Three blows L Earphone
	Increase volume	Three blows R Earphone

#### Product parameters

Input voltage : DC5V  
USB output interface : Type-C Port  
Charging time : <2h

Bluetooth name : i21  
Effective distance : ≥10m  
Charging time : <2h

Bluetooth name : T400  
Effective distance : ≥10m  
Charging time : <2h

#### Failure exclusion

**Unable to connect the problem**

- View whether the status of the headset indicator has been connected to other devices, or is connected by other devices,
- Clear other Bluetooth devices, turn off the Bluetooth and then search.

**Sound problem**

Low sound: Check whether to wear correctly, adjust the volume output appropriately.  
Different mobile phone models and different music software have different Bluetooth transmission power, so the volume output size will be different.

#### Note

**Storage and maintenance**

This product should be stored in a cool and dry place.  
The working temperature is 0-38 ℃.  
Please use a soft dry cloth to clean the headset with daily cleaning.  
Please allow the product to stay away from the thermal source, combustible gas or other clean/corrosive liquids to avoid long-term sunlight.  
Avoid use or placement in any high temperature places.  
If any component of this product is damaged, smoked, hot, or releases the burnt taste, please stop using this product immediately.  
The headset of this product has a waterproof function and can be used for non -water sports and exercise.  
But this product does not have a complete waterproof function.  
Do not soak the headset in water.  
The charging box of this product does not have a waterproof function.  
Please do not expose the charging box to any liquid.  
After long -term storage, please charge again before use.

**Hearing damage**

Listening to music at high sound may damage your hearing,  
and the sound may be distorted.

**Battery use**

Replacement with a battery pack of error models may fail the safety protection.  
The treatment of the battery pack into a fire or heating furnace, or a mechanical squeezing or cutting of the battery pack may cause explosion.  
Placing the battery pack in a very high temperature environment may cause explosion or leakage of flammable liquid or gas.  
The battery pack is extremely low pressure, which may cause explosion or leakage of flammable liquid or gas.If severe bulging, do not continue to use it!

#### FCC Statement

This device complies with Part 15 of the FCC Rules. Operation is subject to the following two conditions:  
(1) this device may not cause harmful interference, and  
(2) this device must accept any interference received, including interference that may cause undesired operation

This device has been tested and found to comply with the limits for a Class B digital device, pursuant to Part 15 of the FCC Rules. These limits are designed to provide reasonable protection against harmful interference in a residential installation. This device generates, uses and can radiate radio frequency energy and, if not installed and used in accordance with the instructions, may cause harmful interference to radio communications.  
However, there is no guarantee that interference will not occur in a particular installation. If this device does cause harmful interference to radio or television reception, which can be determined by turning the device off and on, the user is encouraged to try to correct the interference by one or more of the following measures:  
--Reorient or relocate the receiving antenna.  
--Increase the separation between the device and receiver.  
--Connect the device into an outlet on a circuit different from that to which the receiver is connected.  
--Consult the dealer or an experienced radio/TV technician for help

Changes or modifications not expressly approved by the party responsible for compliance could void the user's authority to operate the equipment

#### Warranty service

Dear users, thank you very much for using our products. In order to effectively protect your rights and interests, it is clear that the distribution agents and the company should undertake the maintenance, replacement and return of products (hereinafter referred to as "three guarantees") responsibilities and obligations, please read the matters:  
1. The Product Warranty Card is the necessary proof for our company to provide free after-sales service within the warranty period.  
2. According to the principle of "three guarantees", if there is a product quality problem, contact the distributor with the "Product warranty card", and the distributor will provide service to the customer, and our company will provide service support to the distributor;  
3. The company promises that if any quality problem occurs within 7 days from the date of sale (subject to the date of valid bill, the same below), the customer can return the product now for replacement or repair; From the date of sale from 8 days to 15 days of quality problems, customers can choose to replace and repair; From the date of sale. Within one year quality problems, customers can free maintenance; The product will enjoy lifelong maintenance if quality problems occur after the warranty period (all after-sales service points only charge for components and materials); Please fill in the "Product Warranty Card" with the dealer carefully;  
4. The following circumstances do not enjoy the three-guarantee service:  
(1) Exceeding the term of three contracts;  
(2) Damage caused by failure to use, maintain and keep the product according to the instructions;  
(3) Damage caused by disassembly by the repairman who is not responsible for the three packages;  
(4) The content of the Product Warranty Card is inconsistent with the physical identification of the product or altered;  
(5) Damage caused by force majeure.

Buy platform information	
User information	
User name	
Contact phone number	
Address	

#### Merchant information

PASS  
QC 01  
Qualified

Certificate

Examination clerk

This product has been inspected and found to be qualified 2024/10

**Note:**  
The product battery is a built-in rechargeable battery. Do not disassemble and replace it by yourself!  
You should use the correct method to charge the device.  
Do not refracted the equipment near the fire source or being refracted by the sun.  
The battery heating will destroy the safety device and cause the battery to explode or burn.