


User Manual

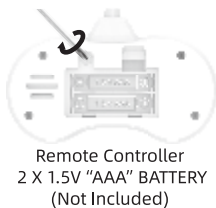

Thank you very much for purchasing the RC ROBOT. Please read this manual carefully before using this product so that you can operate it safely and correctly.

Packing List



Charge

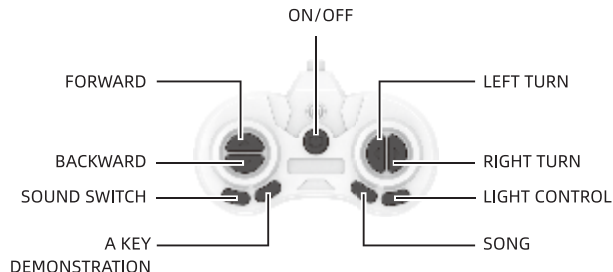
After connecting the USB cable, plug in the power source to charge.



Safety Instruction of Battery Use

1. Pay attention to the direction when installing or replacing batteries.
2. Do not mix different types of batteries or old and new batteries.
3. Do not mix alkaline batteries, standard (carbon-zinc) or rechargeable batteries.
4. After using the toy, please remove the battery from the toy.
5. Battery replacement should be replaced under adult supervision.
6. Please recycle or dispose of the battery properly. Contact local recycling facilities and /or the manufacturer of your battery for further information.

Operation Method



How to use remote controller

Maintenance

1. If the product is not used for a long time, the battery must be taken out.
2. Avoid exposure or heating the product in the sun.
3. This product contains electrical components, can not be immersed into water or used in a humid environment. Please used a dry cloth to wipe the stains on the surface.

⚠Warning

This product is not designed for children younger than 3 years old. Adult supervision is required during operation and maintenance.

FCC Statement

This device complies with part 15 of the FCC rules. Operation is subject to the following two conditions: (1) this device may not cause harmful interference, and (2) this device must accept any interference received, including interference that may cause undesired operation.

Changes or modifications not expressly approved by the party responsible for compliance could void the user's authority to operate the equipment.

NOTE: This equipment has been tested and found to comply with the limits for a Class B digital device, pursuant to part 15 of the FCC Rules. These limits are designed to provide reasonable protection against harmful interference in a residential installation. This equipment generates uses and can radiate radio frequency energy and, if not installed and used in accordance with the instructions, may cause harmful interference to radio communications. However, there is no guarantee that interference will not occur in a particular installation. If this equipment does cause harmful interference to radio or television reception, which can be determined by turning the equipment off and on, the user is encouraged to try to correct the interference by one or more of the following measures:

- Reorient or relocate the receiving antenna.
- Increase the separation between the equipment and receiver.
- Connect the equipment into an outlet on a circuit different from that to which the receiver is connected.
- Consult the dealer or an experienced radio/TV technician for help.

The device has been evaluated to meet general RF exposure requirement. The device can be used in portable exposure condition without restriction.