



Magnetic suction wireless charging bracket

Instruction manual



The tail plug is inserted into the main part and fixed by rotation



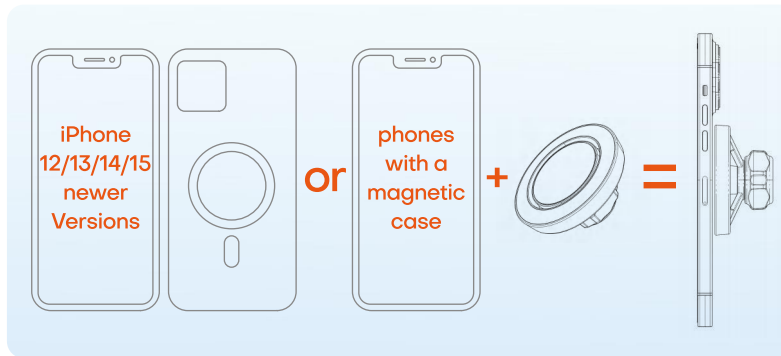
Insert air outlet and tighten



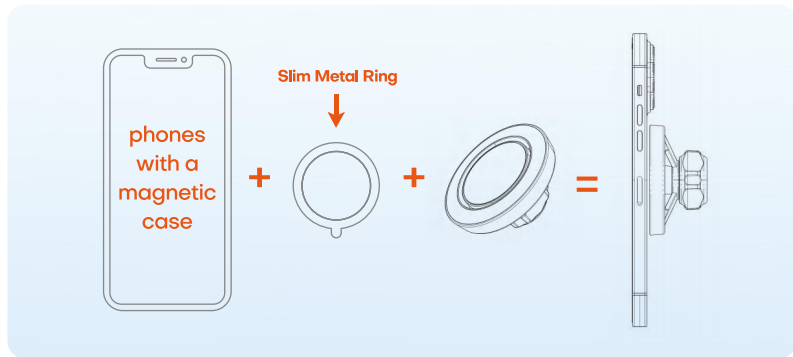
Put the phone on Automatic magnetic adsorption charging

This magnetic phone holder can be used in two ways:

1. iPhone 12/13/14/15 or newer, if not equipped with a case
Or with a magnetic case, you can use the holder without additional metal rings.



2. For other phones that don't have Magsafe or magnetic cases, even if they are already equipped with a case, As long as there is no built-in magnetic ring, you can still use this magnetic phone holder by attaching a metal ring to the phone case.



Tips:

1. If you need to glue the metal ring to the phone case, glue it to the outside of the phone case. 2. Please wait 10 minutes before the metal ring is glued to it for optimal adhesion.

FCC Warning Statement:
Changes or modifications to this unit not expressly approved by the party responsible for compliance could void the user's authority to operate the equipment . This equipment has been tested and found to comply with the limits for a Class B digital device, pursuant to Part 15 of the FCC Rules. These limits are designed to provide reasonable protection against harmful interference in a residential installation. This equipment generates, uses and can radiate radio frequency energy and, if not installed and used in accordance with the instructions, may cause harmful interference to radio communications. However, there is no guarantee that interference will not occur in a particular installation. If this equipment does cause harmful interference to radio or television reception, which can be determined by turning the equipment off and on, the user is encouraged to try to correct the interference by one or more of the following measures:
- Reorient or relocate the receiving antenna.
- Increase the separation between the equipment and receiver.
- Connect the equipment into an outlet on a circuit different from that to which the receiver is connected.
- Consult the dealer or an experienced radio/TV technician for help.

This device complies with Part 15 of the FCC Rules. Operation is subject to the following two conditions: (1) this device may not cause harmful interference, and (2) this device must accept any interference received, including interference that may cause undesired operation.

FCC Radiation Exposure Statement
The antennas used for this transmitter must be installed to provide a separation distance of at least 20 cm from all persons and must not be co-located for operating in conjunction with any other antenna or transmitter.