

眼部光敷仪 **ETA-100**

说明书

Photonic Eye Massager **ETA-100**

Manual

尊敬的用户，感谢您使用眼部光敷仪产品。为了达到更好的使用效果，
请在使用前仔细阅读说明书，并保留备查。

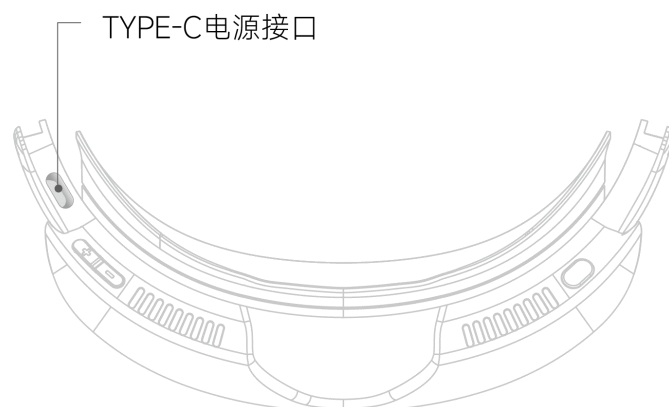
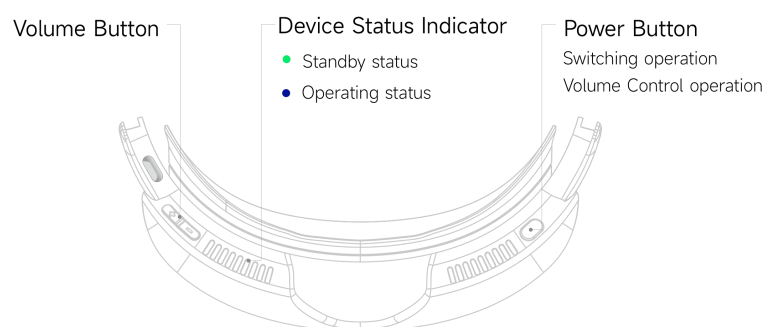
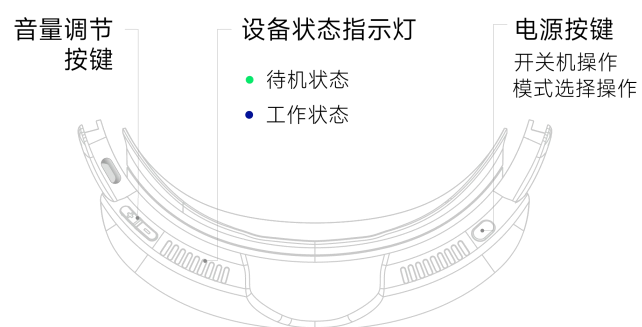
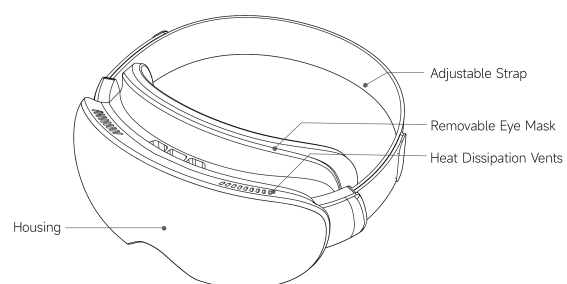
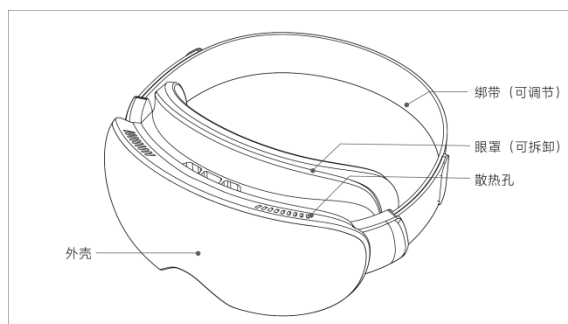
Thank you for choosing our Eye Light Therapy Device. To ensure optimal results, please carefully
read the instruction manual prior to use and retain it for future reference.

包装内容 Contents of Package

1. 眼部光敷仪主机 ETA-100 Main Unit
2. 说明书 Manual
3. 充电线 Charging Cable (Type-C)
4. 适配器 Power Adapter (DC 9V/3A)
- 5 防尘袋 Dust Bag



产品介绍 Product Structure Diagram



规格参数

电源: DC 9V/3A
波长范围: 600nm-900nm
功率: $<100\text{mW}/\text{cm}^2$
热敷温度: $41.5^{\circ}\text{C} \pm 1.5^{\circ}\text{C}$
治疗时长: 15 分钟
尺寸: $180 \times 90 \times 60\text{mm}$
重量: $<300\text{g}$
使用期限: 正常使用条件下 ≥ 3 年

Specifications

Power: DC 9V/3A
Wavelength: 600nm-900nm
Power: $<100\text{mW}/\text{cm}^2$
Heat Temperature: $41.5^{\circ}\text{C} \pm 1.5^{\circ}\text{C}$
Session Duration: 15 minutes
Dimensions: $180 \times 90 \times 60\text{mm}$
Weight: $<300\text{g}$
Service Life: ≥ 3 years under normal use

使用说明 Instructions for Use

开关机 Power On/Off

开机：长按电源键 3 秒，听到提示音后短按电源键红光亮起，设备启动。

Power On: Press and hold the power button for 3 seconds until the red indicator lights up.

自动关机：单次光敷时长 15 分钟，结束后设备自动停止工作并关机。

Auto Shutdown: The device powers off automatically after a 15-minute session.

强制关机：工作/待机状态下，长按电源键 3 秒强制关机。

Manual Shutdown: Press and hold the power button for 3 seconds during operation/standby.

工作模式

选择工作模式：开机后，双击电源键选择 5 种强度模式（默认 3 档强度）。

运行中切换工作模式：短按电源键设备暂停工作，双击电源键切换模式，短按恢复运行

Mode Selection

After Power On: Double-click the power button to cycle through 5 intensity levels (default: Level 3).

Switch Modes During Operation:

Press once to pause → Double-click to switch modes → Press once to resume.

暂停/中断

设备工作状态下，短按电源按键，暂停/继续工作。

Pause/Interruption

During operation, press the power button once to pause or resume the session.

音量调节

短按“+”、“-”键调节音量大小

Volume Control

Press “+” or “-” to adjust voice prompt volume.

使用指示 Usage Indicators

设备状态指示灯提示设备工作状态

The device status indicator light signals the working status of the device.

- 绿灯常亮：设备处于待机状态 Constant green light: Standby state
- 蓝灯闪烁：设备正在运行 Flashing blue light: Working state.

注意事项

- 使用前请确保输入电源一致（DC 9V/3A）
- 使用前请清洁眼周、卸妆，勿戴隐形眼镜或美瞳。
- 治疗时请务必闭眼，避免直视光源。
- 使用过程中如感到不适请即刻摘下产品停止使用。
- 单日使用不超过 2 次，单次不超过 15 分钟。
- 产品适用温度-5℃~40℃，湿度低于 85%，勿在高温或潮湿环境下长时间使用。
- 本产品不合适 12 岁以下儿童使用，请远离儿童放置。
- 当电源线或产品发现有破损或不安全时，请暂停使用，联络产品维修中心进行检查及维修，切勿自行维修检查。
- 切勿自行分拆产品，以免损坏设备和造成触电事故。

Precautions

- Before use, ensure the input power matches specifications (DC 9V/3A).
- Clean the eye area and remove makeup prior to use. Do not wear contact lenses or colored contacts during operation.
- Keep eyes closed during treatment. Avoid direct exposure to the light source.
- Discontinue use immediately and remove the device if discomfort occurs during operation.
- Do not exceed 2 sessions per day, with each session limited to 15 minutes.
- Operating temperature range: -5°C to 40°C; humidity must remain below 85%. Avoid prolonged use in high-temperature or humid environments.
- This product is not suitable for children under 12 years of age. Keep out of reach of children.
- If the power cord or device shows signs of damage or malfunction, cease use immediately and contact the authorized service center for inspection/repair. Do not attempt self-repair or modifications.
- Never disassemble the product. Unauthorized tampering may cause device damage or electric shock hazards.

维护与保养

为保证设备最佳使用效果，请定期擦拭主机，眼罩定期拆下清洗。

- 清洁、保养前，请确认电源插头已拔下，处于断电状态；
- 切勿将电源线或主机浸在水中清洁或在水龙头下冲洗；
- 表面清洁请使用中性清洁剂擦拭机体，眼罩可拆下单独清洗，切勿使用酸性或腐蚀性清洁剂，以免损坏产品；
- 清洁完毕，必须待产品完全干燥后，才可连接电源使用；
- 如长时间不使用，请将产品放置于阴凉干燥处，避免设备摔落影响使用。

Maintenance and Care

- To ensure optimal performance, regularly wipe the main unit and remove the eye pads for periodic cleaning.
- Before cleaning or maintenance, confirm the power plug is unplugged and the device is powered off.
- Never immerse the power cord or main unit in water or rinse them under a tap.
- Clean the surface with a neutral detergent. The detachable eye pads may be washed separately. Avoid using acidic/alkaline or corrosive cleaners to prevent product damage.
- After cleaning, ensure the product is completely dry before reconnecting to the power supply.

- If the product will not be used for an extended period, store it in a cool, dry place and avoid dropping the device to maintain functionality.

保修卡

若需要保修，请填好以下信息，并与产品一同寄回。

用户姓名： _____
联系地址： _____
联系人： _____
联系电话： _____
购买日期： _____
产品型号： _____
产品编号： _____

（产品编号详见包装盒底部，SN 号）

保修范围

- 1 本公司经销产品在保修期内正常使用情况下发生的故障。
2. 凡属下列情况之一者，不予以保修。
 - 1) 保修卡与机器编号不相符。
 - 2) 因保管、维护、使用不当等行为造成的损坏。
 - 3) 因不可抗拒原因造成故障或损坏。
 - 4) 用户自行拆卸或维修的机器。
 - 5) 超过保修期。
3. 其余保修制度按国家规定有关法规执行。

邮寄地址：

深圳市宝安区高新奇产业园科技楼三楼售后部
联系方式: 4000078965

Warranty Card

For warranty service, fill in the following information and return with the product:

User Name: _____

Address: _____

Contact Person: _____

Phone: _____

Purchase Date: _____

Model: _____

Serial Number: _____

(Serial number located on the bottom of the packaging box, SN)

Warranty Coverage

1. Covers malfunctions under normal use during the warranty period.
2. Warranty void if:
 - 1) Warranty card and serial number mismatch.
 - 2) Damage from improper storage, maintenance, or misuse.
 - 3) Malfunctions caused by force majeure.
 - 4) User disassembly or unauthorized repairs.
 - 5) Expired warranty period.
3. Other terms comply with national regulations.

Mailing Address

After-sales Department, 3rd Floor, GAOXINQIKEJILUO Building, Block 67, Xingdong
community, Xin'an street, Bao'an District, Shenzhen, P.R. China
Contact: 4000078965

Federal Communications Commission (FCC) Statement.

This device complies with part 15 of the FCC Rules. Operation is subject to the following two conditions:

This device may not cause harmful interference, and
this device must accept any interference received,
including interference that may cause undesired operation.

Note: This equipment has been tested and found to comply with the limits for a Class B digital device, pursuant to part 15 of the FCC Rules. These limits are designed to provide Reasonable protection against harmful interference in a residential installation. This equipment generates, uses and can radiate radio frequency energy and, if not installed and used in accordance with the instructions, may cause harmful interference to radio communications. However, there is no guarantee that interference will not occur in a particular installation. If this equipment does cause harmful interference to radio or television reception, which can be determined by turning the equipment off and on, the user is encouraged to try to correct the interference by one or more of the following measures:

- Reorient or relocate the receiving antenna.
- Increase the separation between the equipment and receiver.
- Connect the equipment into an outlet on a circuit different from that to which the receiver is connected.
- Consult the dealer or an experienced radio/TV technician for help.

Warning: Changes or modifications made to this device not expressly approved by Shenzhen Pinchuan Vision Health Technology Co., Ltd. may void the FCC authorization to operate this device. Note: The manufacturer is not responsible for any radio or TV interference caused by unauthorized modifications to this equipment. Such modifications could void the user's authority to operate the equipment.

RF exposure statement:

This device complies with FCC RF radiation exposure limits set forth for an uncontrolled environment. The device is installed and operated without restriction.