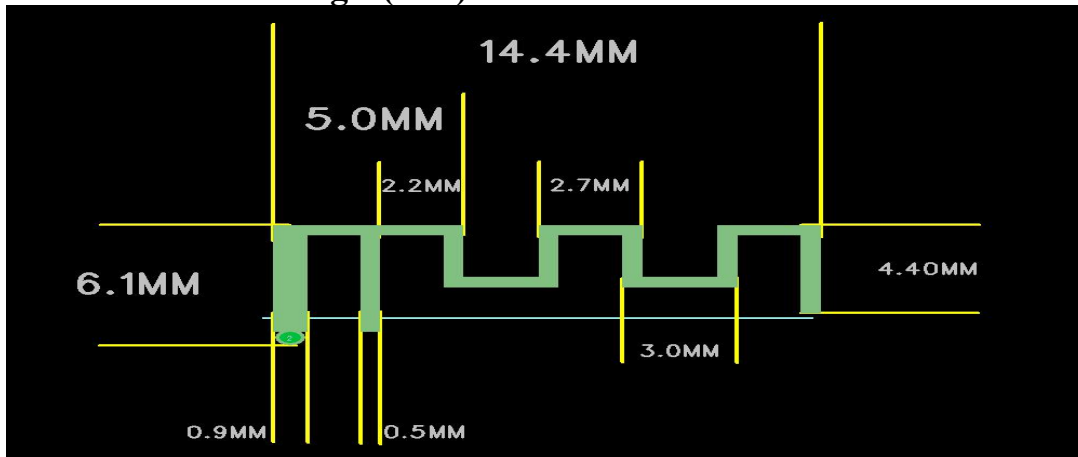


Antenna Specification

Summary

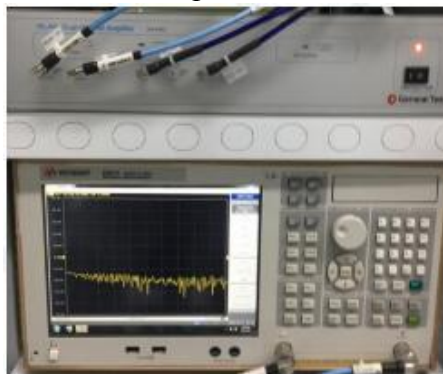

ITEM	ANT SPEC		
Model Name	2.4G ANT		
Antenna plate	PCB antenna		
Center Frequency	2400MHz	2450MHz	2500MHz
MAX. Gain	4.2dBi		
Polarization	Horizontal and Vertical		
Impedance	50Ohm		
Manufacture	Anghui Electronic Technology CO.,LTD		

AntennaPhoto&Length(mm)



Testing site and equipment:

Microwave darkroom, PC, spectrometer, amplifier, etc , Quiet zone range 1m;



Test method:

When testing the efficiency of bare board PCB antennas, solder the Cable to the bare board, and then connect it to the OTA device. The testing frequency range is 2400MHZ-2500MHZ;

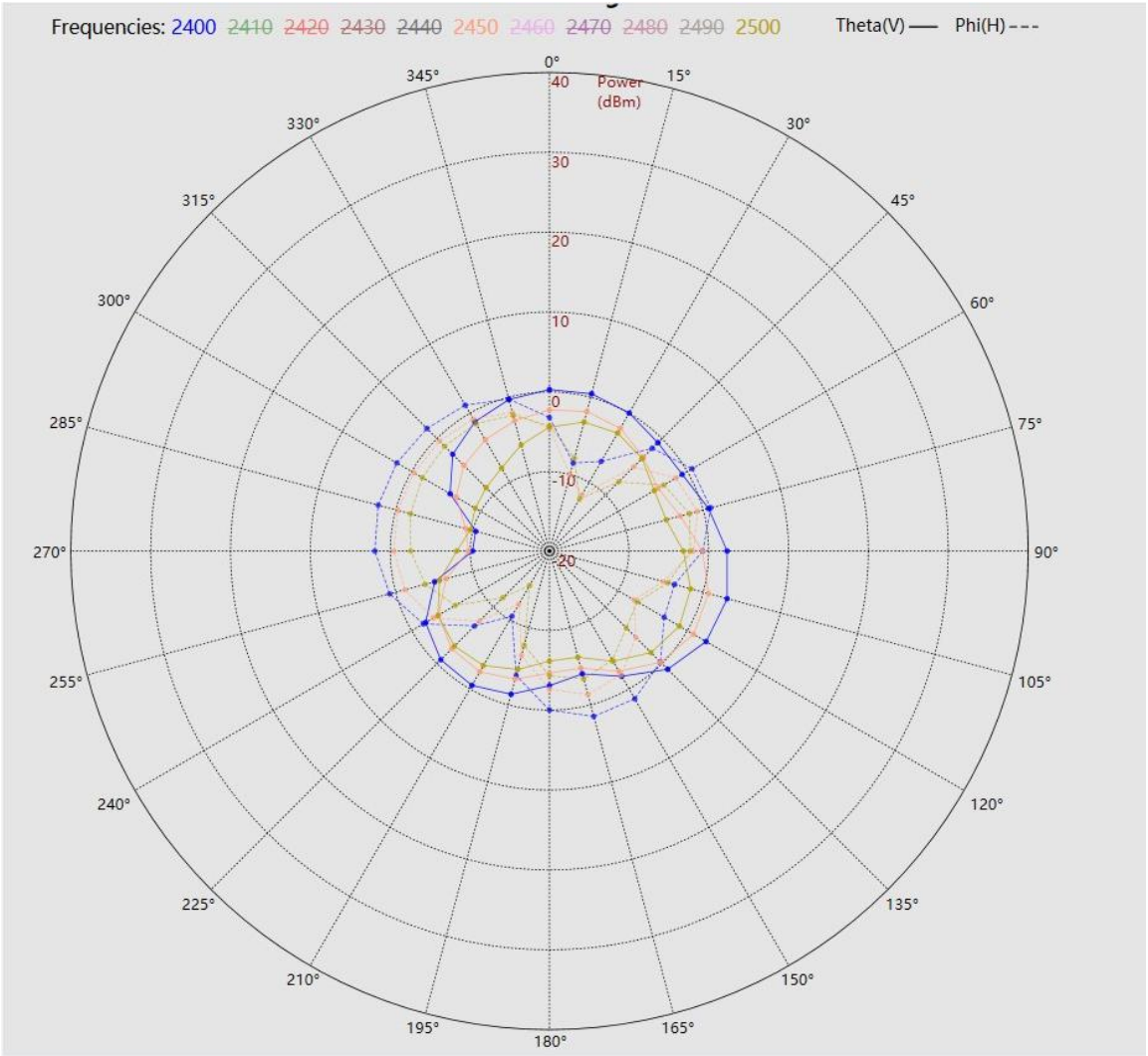
Antenna Radiation Pattern

Gain and Efficiency

A	B	C	D
Freq(MHz)	Gain(dBi)	Efficiency(dB)	Efficiency(%)
2400	4.236568906	0.930478444	123.8933067
2410	4.105434623	0.775300058	119.5446117
2420	3.746617675	0.382505012	109.2070061
2430	2.827792007	-0.561881323	87.86418149
2440	2.346998903	-0.939164985	80.55333056
2450	2.577001254	-1.087669264	77.84542134
2460	2.179066298	-1.692569241	67.72407406
2470	1.874555671	-2.046116392	62.42928497
2480	1.597462445	-2.368081684	57.96846916
2490	1.205835272	-2.764098514	52.91638269
2500	1.42031938	-2.716116044	53.50426415

Radiation Pattern

2D Plan



3D Stereogram

