


Product Parameter Sheet

Product Name: cold and hot compress eye massager	Executive Standards: GB4706.1-2005
Product Model: PR-See1	GB4706.10-2008
Rated Voltage: DC5V	GB4343.1-2018
Rated Frequency: 5W	
Lithium Battery Capacity: 2000mAh	Manufacturer: Ningbo Pinren Electrical Appliance Co., Ltd.
Weight of Machine: 300g	Address: No. 258, Xinxin Industrial Village, Langxia Sub-district, Yuyao City, Ningbo City, Zhejiang Province
Machine Dimension: L215*W89*H89.5 (mm)	Service Tel.: 4008-751-768

Machine Failures and Solutions	Fault Phenomenon	Possible Causes and Solutions
	Failure to Startup	1. Please confirm whether the device is turned on correctly. 2. Please check if the battery is fully charged. Charge it fully and then restart the device. 3. If the problem persists, please contact after-sales service for maintenance.
	The Massage Intensity Weakens	1. Please check if the battery is low. If so, please use the device after fully charging it. 2. If it still doesn't work, please contact the after-sales service for inspection and repair.
	No Cold or Hot Compress Function	1. Please confirm whether the cold and hot compress function is turned on. 2. Have you used the product continuously for multiple times? If so, the product may have activated the temperature protection function. In this case, please turn off the device and wait for 30 minutes before using it again.
	Failure to Charge or No Reaction during Charging	1. Please confirm whether the charging cable is correct. 2. Please check whether the parameters of the adapter are consistent with the requirements of the product.

Precautions	<p>To ensure that you use this product correctly and safely, please carefully read the instruction manual before use. The company will not assume any legal liability or bear relevant expenses for any problems that arise due to failure to use the product as prompted in the instruction manual.</p> <p>1. This product is designed as a household electronic health care product and is not suitable for diagnosis, treatment, and other commercial purposes. Due to the continuous upgrading of the product, our company reserves the right to modify the product pictures. Please refer to the actual product.</p> <p>2. This product will obstruct the line of sight. When using it, please remove the glasses on this part or any items that may affect the massage. Do not use it while walking or playing.</p> <p>3. Do not use this product in a humid environment such as a bathroom.</p> <p>4. Please keep this product away from water sources, fire sources and corrosive environments.</p> <p>5. When using this product in specific environments, please comply with safety regulations.</p> <p>6. Do not use this product if you have had surgery on the area to be massaged.</p> <p>7. Do not use this product if there are skin injuries, redness and swelling, inflammation, congestion or other discomfort symptoms on the area to be massaged.</p> <p>8. Do not use this product if you have heart disease or a history of heart disease, are a patient with acute diseases, have skin diseases, are a patient with malignant tumors, or have abnormal physical conditions.</p> <p>9. Use this product with caution if you have undergone eye surgery. Do not use it if you have eye diseases such as glaucoma, cataract, or retinal detachment.</p> <p>10. Do not use this product if you have slow movement, physical and mental discomfort, or intellectual disabilities. If you need to use it, please follow the doctor's advice.</p> <p>11. Children under 6 years old are prohibited from using this product. Children aged 6 to 15 must use it under the guidance and supervision of their parents or someone with supervisory ability.</p> <p>12. If any abnormal phenomenon occurs during use, please stop using the product immediately and contact the after-sales service.</p> <p>13. The product has a hot compress function, and the appliance has a heating surface. People who are not sensitive to heat must pay attention when using it.</p> <p>14. Please use the original power cord of this product and charge the product with an adapter that meets the standards, and pay attention to electrical safety.</p>						

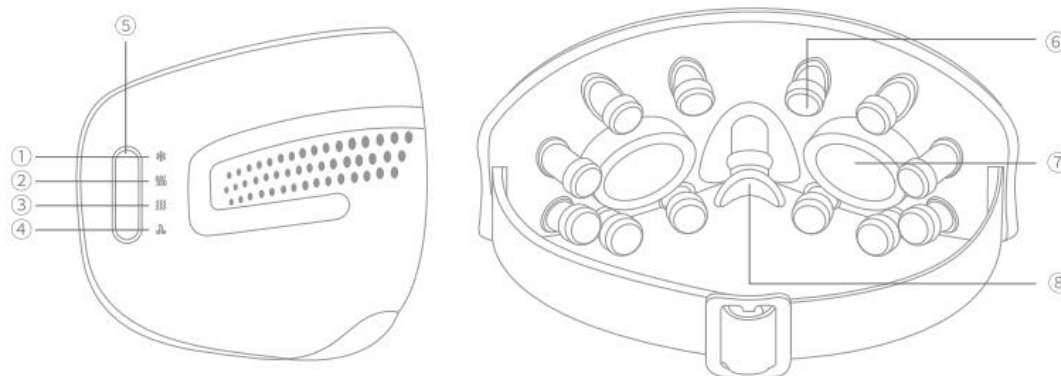
Environmental Protection Card Information (The Name and Content Identification of Hazardous Substances in This Product Are as Shown in the Following Table)	Part Name	Hazardous Substance					
		Plumbum pb	Mercury Hg	Pickaxe Cd	Hexavalent Chromium Cr	PBB	PBDE
	Enclosure	○	○	○	○	○	○
	Circuit Board Assembly ※	×	○	○	○	○	○
	Metal Part	×	○	○	○	○	○
	Rubber Part	○	○	○	○	○	○
	Conductor	×	○	○	○	○	○
	Electric Machine	○	○	○	○	○	○
<p>This table is formulated in line with the SJ/T 11364</p> <p>※: The circuit board assembly includes the components that make up the printed circuit board, such as resistors, capacitors, integrated circuits, connectors, etc. ○: It indicates that the content of this hazardous substance in all homogeneous materials of this component is below the limit requirements specified in GB/T26572. x: It indicates that the content of this hazardous substance in at least one of the homogeneous materials of this component exceeds the limit requirements specified in GB/T26572. (Currently, there are no replaceable processes or materials in the industry)</p>							

<p>Instructions on Environmental Service Life</p> <p>When this electronic and electrical product is used under the conditions described in the instruction manual, the period during which the hazardous substances or elements contained in it will not leak out, and will not cause pollution to the environment or serious damage to people and property is 10 years.</p>	
---	---

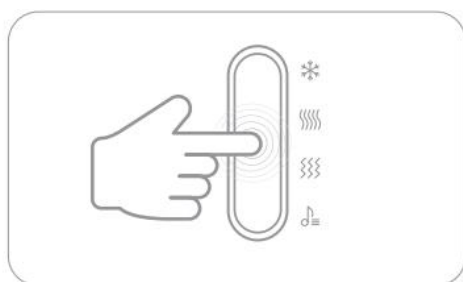
Warranty Period	Our product comes with a commitment that if any quality issues occur during normal use within one year from the date of purchase, the product will be repaired free of charge.
Warranty Certificate	Product Name: cold and hot compress eye massager
	Product Model: PR-See1
	Date of Purchase:
	Submitting Date:
	Basic Description of the Problem:
Certificate of Compliance	Inspector:
	Inspection Date:

Feature Demonstration

- ① Ice-cold Compression ⑤ Function Button
 ② Warm Hot Compress ⑥ Pin Buckle Massage Head
 ③ Vibration Massage ⑦ Cold and Hot Compress Area
 ④ Soothing Music ⑧ Silicone Nose Pad




How to Startup



- Press and hold the "Function Button" vertically inward for 2 seconds to turn on the device. After it is powered on, the voice prompt will say, "Welcome to use the eye massager. Soothing mode." Then it will enter the soothing mode for massage.
- The cold and hot compress mode is not enabled by default, and you can adjust it according to your needs.

How to Set Up the Massage




- Set the Massage Function: After wearing the eye massager, toggle the "Function Button" to the right to adjust the massage intensity level. The voice prompt will successively announce: "Soothing Mode, Eye Beautifying Mode, Vitality Mode, Sleep Mode".

How to Set Up Cold and Hot Compresses



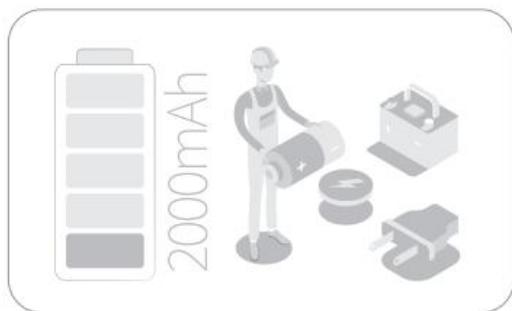
● **Adjust the Cold and Hot Compress Function:** After wearing the eye massager, toggle the "Function Button" to the left to adjust the temperature level of the cold and hot compress. The voice prompt will successively announce: "Low-grade hot compress, High-grade hot compress, Low-grade cold compress, High-grade cold compress, Cold and hot cycle, Cold and hot mode off". ● **Temperature range values:** The low-grade hot compress temperature is 36°C, the high-grade hot compress temperature is 40°C, the low-grade cold compress temperature is 25°C, and the high-grade cold compress temperature is 20°C. ● **In the cold and hot cycle mode,** it defaults to alternate cycling between low-grade hot compress and low-grade cold compress. ● **The temperature cannot be turned off in the cold and hot compress mode.**

How to Enjoy the Music



● **Music Function:** There is a soothing piece of music built-in. Double-click the "Function Button" vertically inward quickly to turn off the music function, and the voice prompt will say, "The music has been turned off." Double-click the "Function Button" vertically inward quickly again to turn on the music function, and the voice prompt will say, "The music has been turned on." ● **Connect to Bluetooth:** After turning on the device, the "Bluetooth mode" is turned on by default. For the first connection, search for the Bluetooth name "PR-Seel" on your mobile phone, click to connect. After a successful connection, the voice prompt will say, "Bluetooth is connected." ● **For subsequent use,** the device will automatically connect to the Bluetooth, and the voice prompt will say, "Bluetooth is connected."

Charging Reminder



● **Charging Instruction:** The product is equipped with a built-in 2000mAh lithium battery. It can be connected with a Type-C charging cable and you can use it with a 5V/1A adapter on your own. ● **Charging Status:** The white indicator light blinks in a stepped breathing pattern according to the remaining battery level. When the charging is completed, the indicator light stays on constantly. When the battery level is low, there will be a voice prompt saying, "Low battery level." ● **It takes about 3 hours to fully charge the device.** The product does not support operation while charging. Please use it after the charging is completed. ● **Warm Tips:** If the product and the power adapter get slightly warm during the charging process, this is a normal phenomenon. Please don't worry.

How to Shutdown



● **Long press the "Function Button" vertically inward for 2 seconds to turn off the device.** When shutting down, the voice prompt will say, "Thank you for using it." ● **There is a 10-minute timing function.** After the eye massager has been running for 10 minutes since it was turned on, for the sake of ensuring the safety of use, the device will automatically shut down. When shutting down, the voice prompt will say, "Thank you for using it." ● **Warm Tips:** To extend the service life of the device, after turning off the device when the cold and hot compress function has been used, the built-in fan will continue to operate for 1 minute for heat dissipation. This is a normal phenomenon, so please don't worry.



Pinren focuses on human health and devotes great efforts to researching and developing every single product.
Unleashing the Ultimate Sense of Experience for Consumers

FCC Caution:

This device complies with part 15 of the FCC Rules. Operation is subject to the following two conditions: (1) This device may not cause harmful interference, and (2) this device must accept any interference received, including interference that may cause undesired operation.

Any changes or modifications not expressly approved by the party responsible for compliance could void the user's authority to operate the equipment.

NOTE: This equipment has been tested and found to comply with the limits for a Class B digital device, pursuant to Part 15 of the FCC Rules. These limits are designed to provide reasonable protection against harmful interference in a residential installation. This equipment generates, uses and can radiate radio frequency energy and, if not installed and used in accordance with the instructions, may cause harmful interference to radio communications. However, there is no guarantee that interference will not occur in a particular installation. If this equipment does cause harmful interference to radio or television reception, which can be determined by turning the equipment off and on, the user is encouraged to try to correct the interference by one or more of the following measures:

- Reorient or relocate the receiving antenna.
- Increase the separation between the equipment and receiver.
- Connect the equipment into an outlet on a circuit different from that to which the receiver is connected.
- Consult the dealer or an experienced radio/TV technician for help.

The device has been evaluated to meet general RF exposure requirement. The device can be used in portable exposure condition without restriction.