

Antenna specification

Antenna Sample Confirmation From

Name of supplier	ShenZhen Aihui Technology Co. , Ltd				
Customer name	Suo da				
Sample name	DC309X				
model					
Sample size	WiFi antenna: cable length 58mm 3rd generation terminal				
Inspection item	Performance test	Visual inspection	Structure	In the news	Test results
Notes					
Quality Audit		Project Audit		Business confirm ation	
The following is to be completed by the client					

Customer feedback	
Customer signature/seal	<div>date:</div>

Antenna Test Report

Test Unit: Shenzhen Aihui Technology Co. , Ltd.			
Materials	FPC coaxial line		
Antenna type	MonopoleType	Polarization mode	Linear
Application scenario			

# Shenzhen Aihui Technology Co. , Ltd.

Working band	2.4G-WIFI	VSWR	≤2
Power	Max: 2W	Impedance	50Ω
dBi			
Test Equipment	HPE5071C、Shielding Room、3D automatic turntable		
<p><b>Antenna Description::</b></p> <p><b>1. Grounding processing and picture description: no</b></p> <p><b>2. Need to change the motherboard to match: no</b></p> <ul style="list-style-type: none"><li>● Test voltage: 3.6V, check the antenna contact is good before testing.</li><li>● The RF cable of the integrated tester is kept in a natural state and can not be curled.</li></ul> <p>Specification:test the specified power level, all indicators must conform to the specifications.</p>			

1. Project Image
2. Test Fixture
3. Antenna matching circuit
4. S11 test
5. Antenna passive efficiency and gain
6. Darkroom test equipment and data
7. Schematic diagram of antenna assembly
8. Antenna environment handling
9. Antenna mass production index
10. Structural drawing

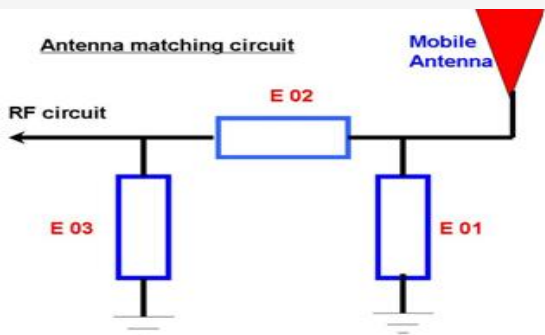
1.Project Image

The final verification antenna performance prototype in our company for at least one year, easy to analyze and solve the problem of antenna mass production, to ensure the quality of antenna shipment

2.Test Fixture

Objective: to test the passive parameters of antenna as accurately as possible. Making Method: the handset is made of a 50 ohm coaxial cable, one end of which is connected to the test point of the back end of the matching circuit of the handset motherboard (front end of the RF test hole) , and the other end is connected to the SMA joint. The diagram is as follows:

3、 Antenna matching circuit



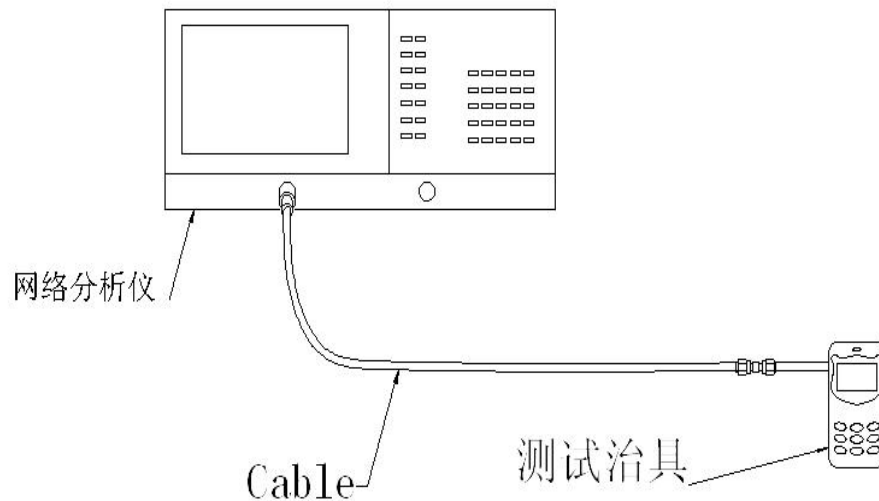
Modify

E01	E02	E03
No	No	No

Note: The match is unmodified.

## 4.S11 test

4.0 4.0s11 test method description of test equipment: Network Analyzer (E5071C) test method: a 50 ohm CABLE is used to export from the instrument test port. The SMA connector for connecting the handset is calibrated using a calibration piece, record the echo loss and standing wave ratio corresponding to the relevant frequency points. The test schematic is as follows:




## 5.Darkroom test equipment and data

### 5.1.Test Equipment

Test system: shielded darkroom

The temperature was  $22^{\circ}\text{C} \pm 3^{\circ}\text{C}$  and the humidity was  $50\% \pm 15\%$

Test equipment: when testing passive data, use the Network analyzer AGILENT E5071C  
to test active data, use the omnibus CMW500

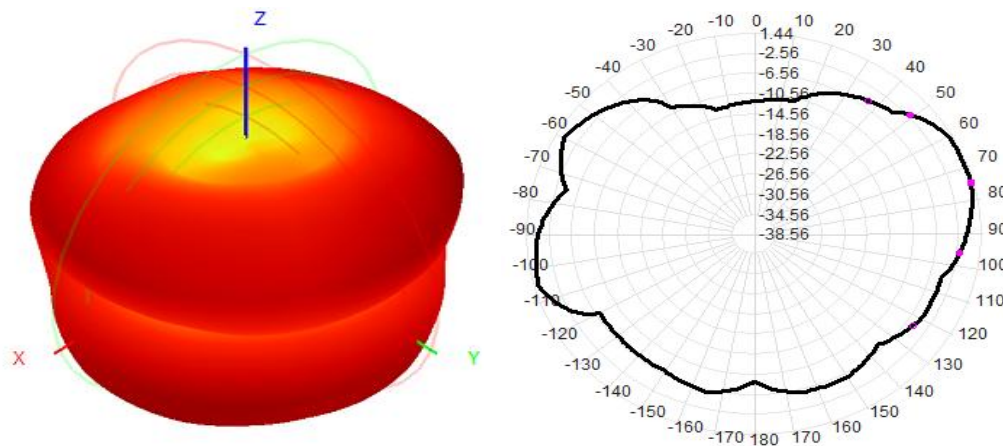


5.2. Passive

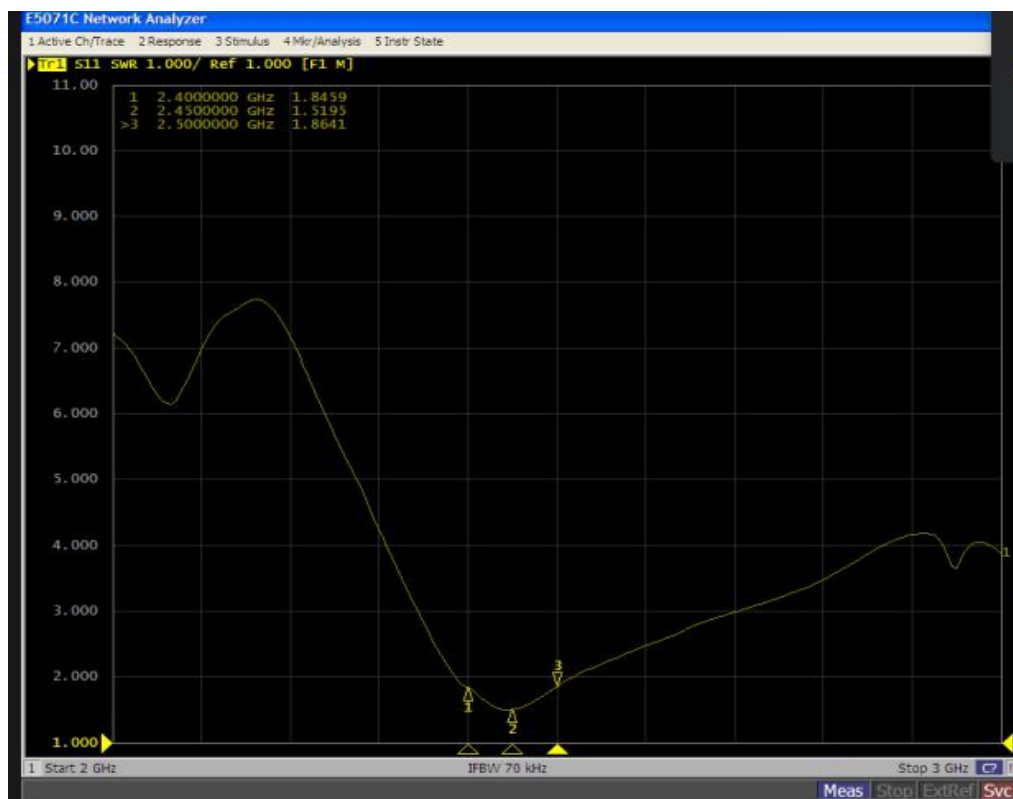
Frequency Band	WIFI-2.4G-B模		
channel	L	M	H
TRP	15.52	15.65	15.44
TIS			-82.51

测试数据：		
WIFI 2.4G		
Freq(MHz)	Efficiency (%)	Gain (dBi)
2400	59.54	1.41
2410	57.85	1.30
2420	59.41	1.25
2430	54.71	1.40
2440	55.63	1.21
2450	57.15	1.31
2460	59.65	1.05
2478	60.22	1.30
2480	61.41	1.25
2490	62.30	1.44





## 6.Real-time WiFi results



## 7.Schematic diagram of antenna assembly

/

## 8.Antenna environment handling

Address: 402TEL: 0755-23203435fax: 0755-23203435, Block C, Juxin Science and Technology Industrial Park, Nanchang community, xixiang, Baoan District, Shenzhen

Prototype environmental  
processing

## 9. Antenna mass production index

When the antenna is mass-produced, the SWR is taken as the mass-produced test standard. Based on the differences of the project itself, the following criteria are given:

Frequency	Standard for volume production
2400MHZ -2500MHZ	$V_{SWR} \text{ (Massproduction performance)}$ $< V_{SWR} \text{ (Recognition of performance)} + 0.5$

## 10. Structural drawings

