


## TEST SETUP PHOTOGRAPHS

**Conducted Emissions Front View -Type-C input ITS-S8600**



**Conducted Emissions Side View -Type-C input ITS-S8600**



**Conducted Emissions Front View DC Adapter ITS-S8600**



**Conducted Emissions Side View -DC Adapter ITS-S8600**






**Conducted Emissions Front View -Type-C input ITS-S8800**



**Conducted Emission Side View -Type-C input ITS-S8800**



**Radiated Emission 30 MHz-1 GHz View DC Adapter ITS-S8600**



**Radiated Emission 9 kHz-30 MHz Parallel View DC Adapter ITS-S8600**






**Radiated Emission 9 kHz-30 MHz Perpendicular View DC Adapter ITS-S8600**




**Radiated Emission 9 kHz-30 MHz Ground-parallel View DC Adapter ITS-S8600**



**Radiated Emission 30 MHz-1 GHz View Type-C input ITS-S8600**



**Radiated Emission 9 kHz-30 MHz Parallel View Type-C input ITS-S8600**







**Radiated Emission 9 kHz-30 MHz Perpendicular View Type-C input ITS-S8600**




**Radiated Emission 9 kHz-30 MHz Ground-parallel View Type-C input ITS-S8600**



**Radiated Emission 30 MHz-1 GHz View DC Adapter ITS-S8800**



**Radiated Emission 9 kHz-30 MHz Parallel View DC Adapter ITS-S8800**





**Radiated Emission 9 kHz-30 MHz Perpendicular View DC Adapter ITS-S8800**



**Radiated Emission 9 kHz-30 MHz Ground-parallel View DC Adapter ITS-S8800**



**Radiated Emission Above 1-18GHz View DC Adapter ITS-S8600**



**Radiated Emission Above 18-25GHz View DC Adapter ITS-S8600**



\*\*\*\*\*END\*\*\*\*\*