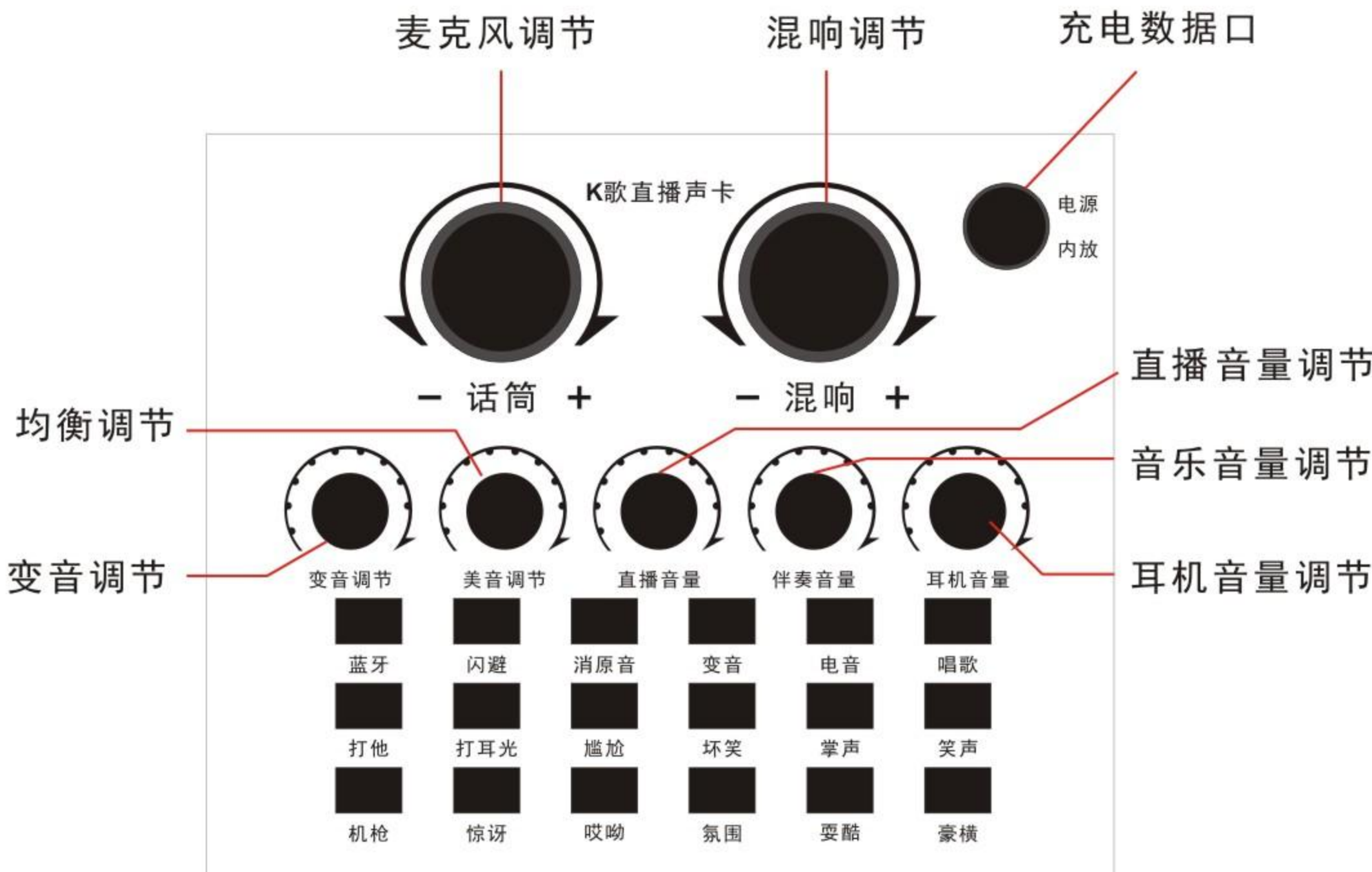


使用说明书

使用注意事项及常见问题：

- 7、每次直播或录歌的时候要测试声卡与设备是否接上，按一下声卡音效（如掌声笑声这些），能录出来或者观众听得到声音，表示声卡已经连接上设备，即可放心使用；
- 8、带麦的四节耳机插耳麦孔，不带麦的三节监听耳机插在音响耳机孔，三节监听的耳机不允许插在耳麦孔，四节带麦的耳机也不允许插在耳机音响孔，会导致尖锐的杂音。

控制面板介绍



注意事项

产品电池为内置可充电锂电池，请勿自行拆开更换，应使用正确的方法对声卡进行充电。不要将声卡靠近火源，也不要受到阳光直射；电池受热会毁坏安全装置可能导致电池爆炸或燃烧。

产品参数

声道系统：双声道	输出采样率：48 KHz	适用类型：家用/户外
安装方式：外置	采样位数：16 bit	多音响模式：2.0
音频接口：3.5mm接口	电池容量：500mAh	输入电压：5V 1A

随机配件

直播声卡主机 x1	USB充电数据线 x1	直播线 x1
伴奏线 x1	说明书 x1	保修卡 x1

以下情形不享受三包服务

- 1、超过国家三包服务时间的；
 - 2、因不可抗力造成损坏的；
 - 3、无法提供有效的三包保修卡的；
 - 4、超过额定电压功率造成损坏的；
 - 5、私自拆解造成损坏的；
 - 6、外力作用下造成挤压损坏的；
 - 7、投掷水、火、烧毁元器件的；
 - 8、三包保修卡内容与产品不符；
 - 9、麦克风、耳机、支架不三包；
- 除声卡外，支架、充电线等配件不提供三包服务；

产品保修卡

产品型号：_____

购买店铺：_____

购买日期：_____

购买账户：_____

购买姓名：_____

购买订单号：_____

联系电话：_____

联系地址：_____

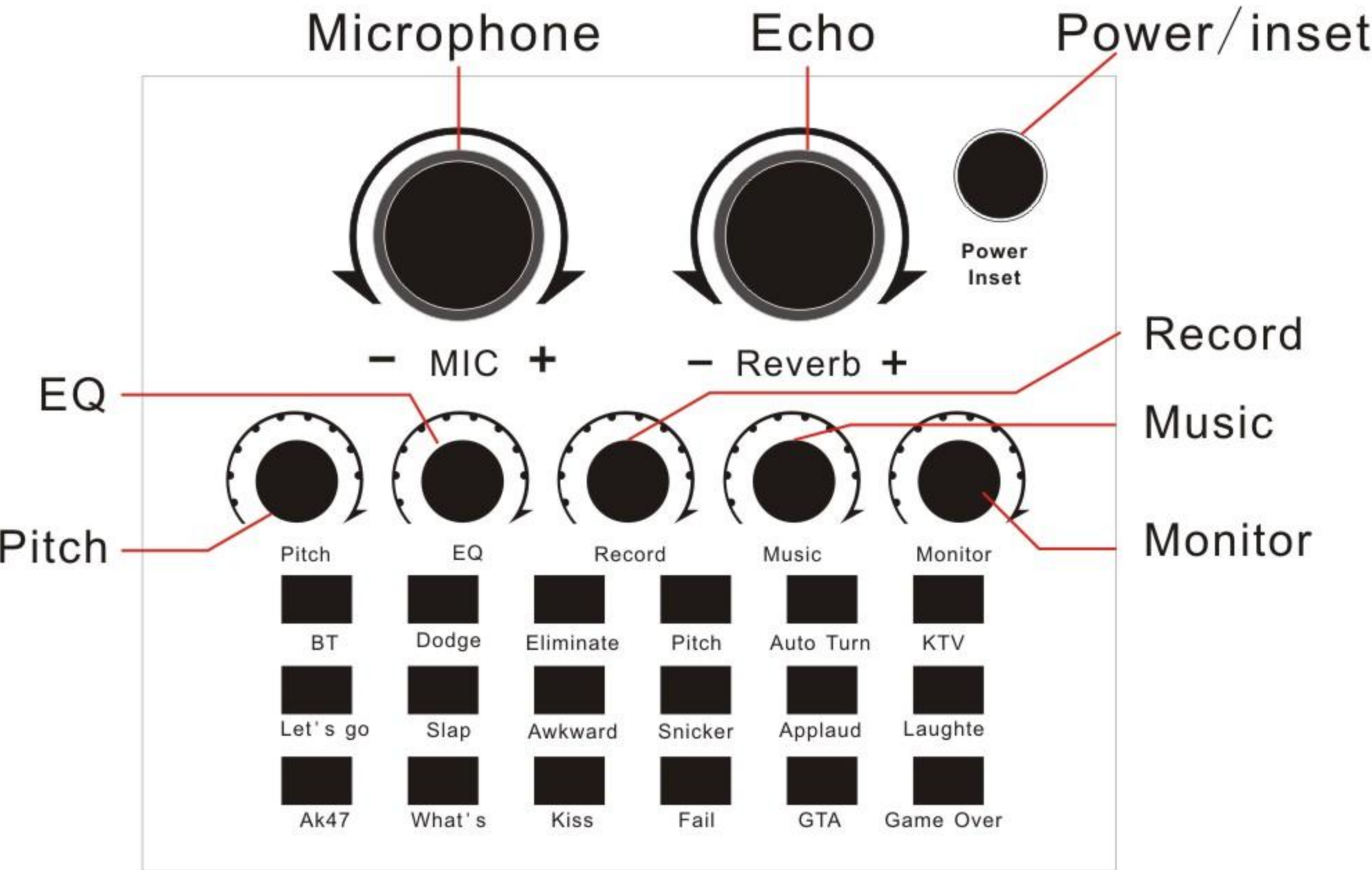
LIVE SOUND CARD

Product Information

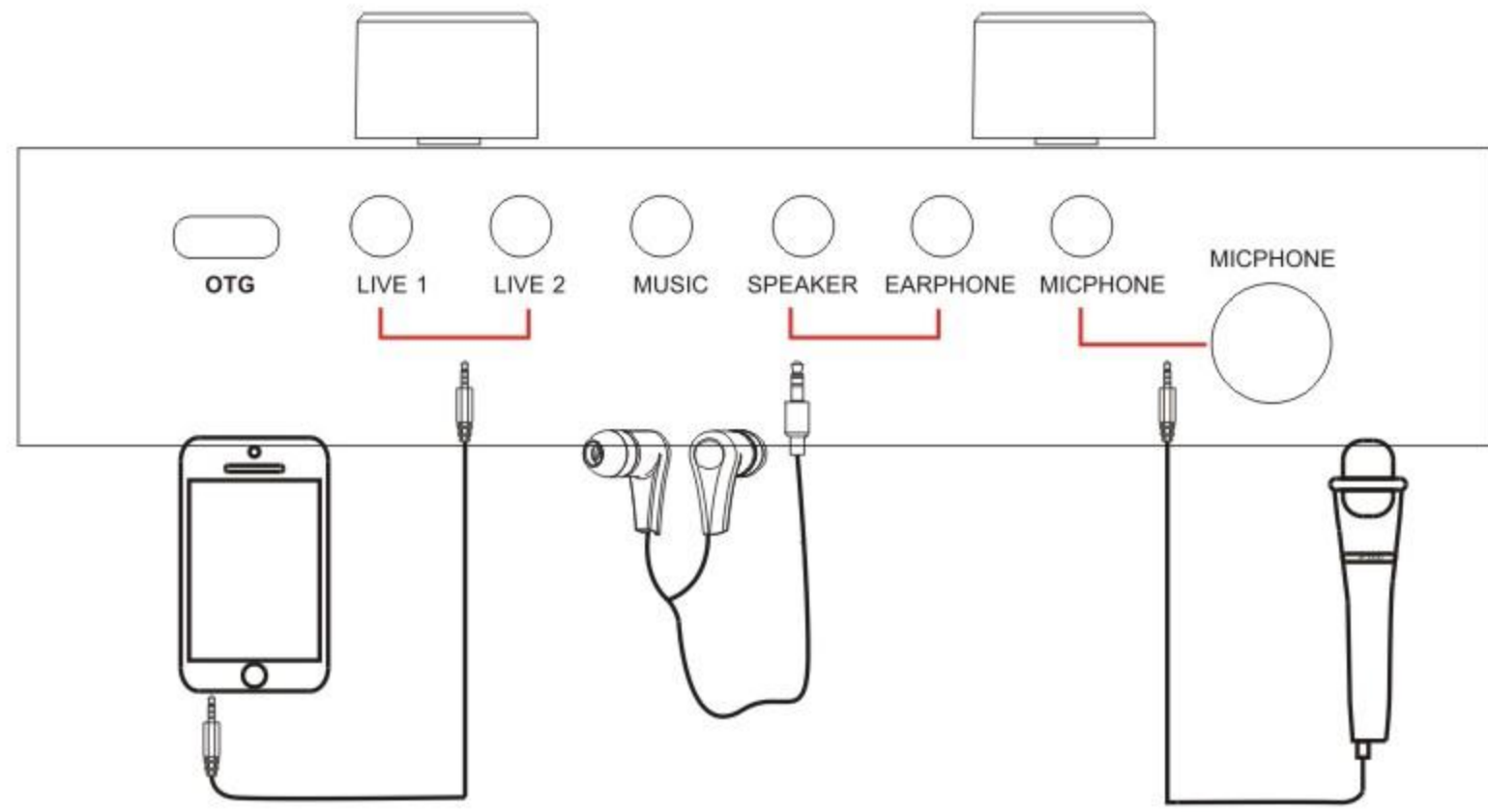
Information:

1. Press key for three seconds to turn on or off. The electronic Sound and umlaut keys are pressed for three seconds to Reset or automatically reset after pressing the number.
2. When the lights of the six effect keys are flashing, it means That the sound card is running out of power. The lack of Power will affect the sound quality. Please charge it. When There is no power prompt during live broadcast, the emergency Solution is as follows: The charging treasure can be charged While being charged on the fly, which has little impact on the Sound quality, but some charging treasures also have current Noise. Most of the live noises will occur when you charge the Power socket while you are plugged in. This is caused by the Power supply' sunstable power supply. Please be aware of this.
3. The use of the interface to be fully inserted, the phone is Equipped with a mobile phone shell, please remove the mobile Phone shell, to avoid the shell against the plug, then turn the Circle after two round plug. Some headsets are too sensitive And high, the sound card microphone, reverberation, high and Low sounds, monitor, these volumes do not be transferred to the Maximum, otherwise there will be howling. please slowly adjust to no holling.
4. Live or recorded songs, sound card recording volume must be
8. Opened, this is the aduience heard the volume and exposed Volume.
5. A single mobile phone broadcast or sing it/K song, music volume Is adjusted on the phone, external input accompaniment in the Sound card to adjust the music volume or accompaniment Equipment to adjust.
6. Computer broadcast or recorded songs, first computer speaker out of the computer, and then turn off the speaker power supply, Sound card connected to the computer, you need to restart your Computer to ensure normal operation. If the audience hears the Sound of the mirophone is small, please tick the computer' s Microphone, It is not recommended to use speakers in the live broadcast. Please use the monitor earphones and use speaker to Accentuate the sound quality that the audience hears. If you want to sing to listen to people around you, when using the speaker, The distance between the microphone and the speaker should be Further away, so as to prevent the speaker from squealing or Interferng with the microphone.
7. Every live broadcast or recorded song, test whether the sound card and equipment are connected, click on the sound effects of the sound card (applause and laughter these) , can record or the Audience can hear sound effects, indicating that the sound card Has been connected to the device.

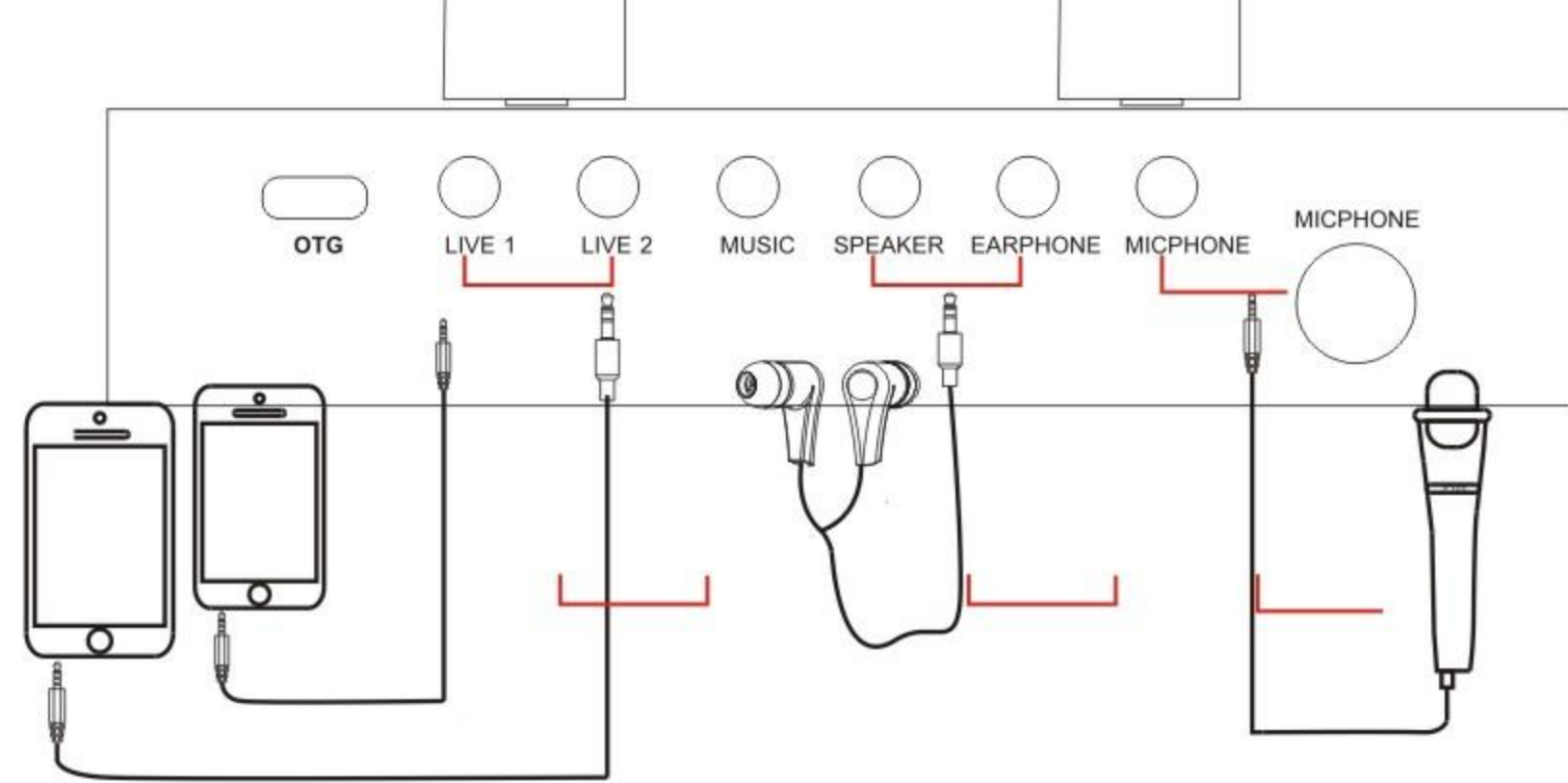
The use of all interfaces of this product:



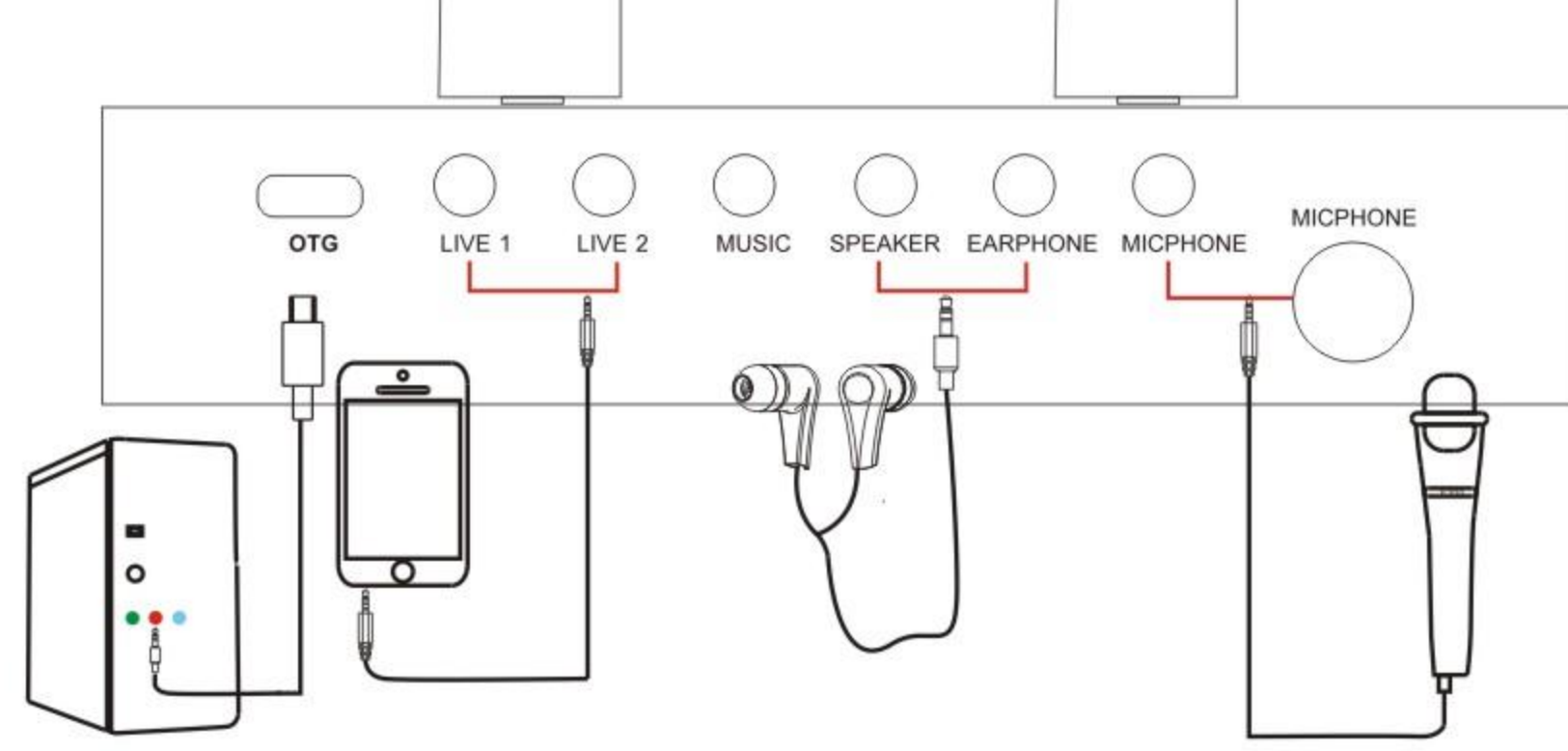
Live broadcast on two-handset



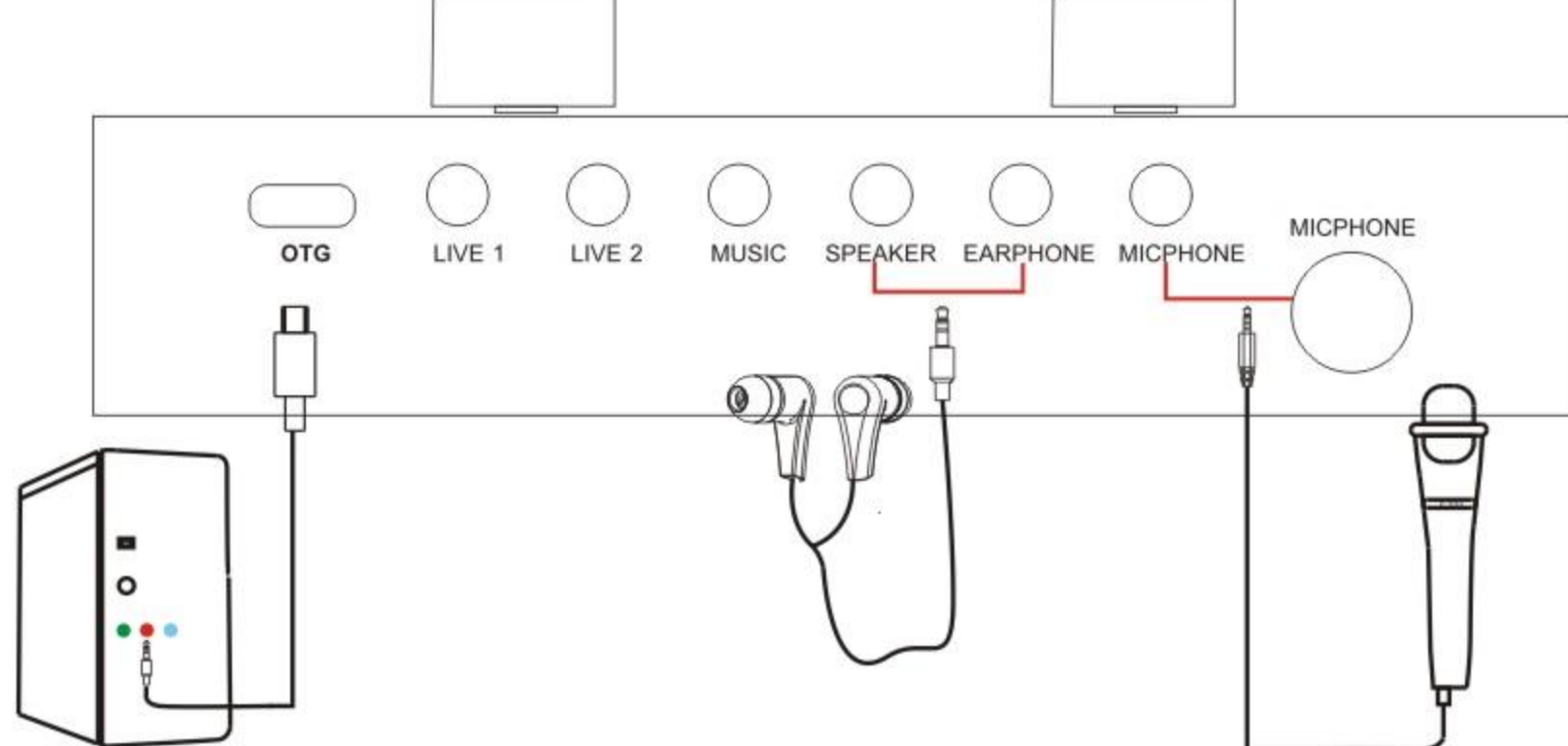
Live broadcast on two-handset



Mobile Live Computer Accompaniment



Live broadcast by computer



Warning:
This device complies with Part 15 of the FCC Rules. Operation is subject to the following two conditions: (1) this device may not cause harmful interference, and (2) this device must accept any interference received, including interference that may cause undesired operation.
Changes or modifications not expressly approved by the party responsible for compliance could void the user's authority to operate the equipment.
NOTE: This equipment has been tested and found to comply with the limits for a Class B digital device, pursuant to Part 15 of the FCC Rules. These limits are designed to provide reasonable protection against harmful interference in a residential installation. This equipment generates, uses and can radiate radio frequency energy and, if not installed and used in accordance with the instructions, may cause harmful interference to radio communications. However, there is no guarantee that interference will not occur in a particular installation.
If this equipment does cause harmful interference to radio or television reception which can be determined by turning the equipment off and on, the user is encouraged to try to correct the interference by one or more of the following measures:
--Reorient or relocate the receiving antenna.
-- Increase the separation between the equipment and receiver
--Connect the equipment into an outlet on a circuit different from that to which the receiver is connected.
--Consult the dealer or an experienced radio/TV technician for help
NOTE: This device and its antenna(s) must not be co-located or operation in conjunction with any other antenna or transmitter
The device has been evaluated to meet general RF exposure requirement. The device can be used in portable exposure condition without restriction.