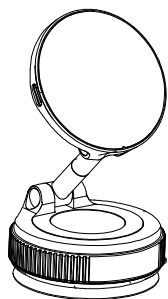


真空吸无线充

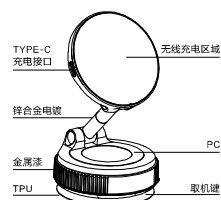


在使用本产品之前, 请阅读本指南以确保安全、正确地使用。
关于产品的其他信息, 请联系制造商。

产品参数

产品名称	真空吸无线充
输入电压/电流	DC 5V/2A, 9V/1.67A
输出功率	15W/10W/7.5W/5W
产品尺寸	60*60*40mm
产品材质	PC+TPU+金属漆+锌合金

功能组件



使用说明

1. 用配送的清洁包, 先擦拭要放置处的平整光洁面。
2. 将产品吸附于平整光洁面, 然后往关键键方向旋转拧紧, 使其稳固。
3. 如需取下产品, 往开锁键方向旋转, 按下取机键即可轻松取下。
4. 手机自带磁吸可直接吸附; 手机不带磁吸的, 需把配送磁环吸附在手机壳, 方可吸附。
5. 将手机放置于无线充电区域, 产品可自动为手机充电。

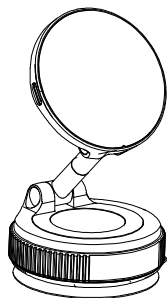
注意事项

1. 请勿用高浓度化学品或清洁剂等清洁产品。
2. 请勿用力跌落或碰撞产品。
3. 请勿在严重高温或腐蚀性环境下使用产品。



感谢您使用本产品!

Vacuum Suction Wireless Charging

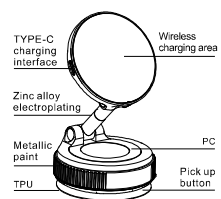


Before using this product ,please read this guide to ensure using safely and properly.
About product's other information,please contact manufacturer.

Product Parameters

Name	Vacuum Suction Wireless Charging
Input Voltage	DC 5V/2A, 9V/1.67A
Output Power	15W/10W/7.5W/5W
Size	60*60*40mm
Material	PC+TPU+Metallic paint+zinc alloy

Functional Components

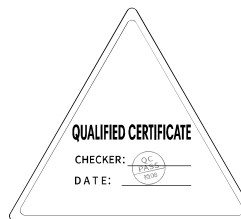


Instructions

1. Use the delivered cleaning kit to wipe the flat and smooth surface of the area to be placed first.
2. Attach the product to a flat and smooth facial cleanser, then rotate and tighten it in the direction of the lock button to make it stable.
3. To remove the product, rotate it towards the unlock button and press the removal button to easily remove it.
4. If the phone comes with a built-in magnetic attraction, there is no need for a magnetic ring and it can be directly attached; For phones without magnetic attraction, the magnetic ring needs to be attached to the back cover of the phone before it can be absorbed.
5. Place the phone in the wireless charging area, product can automatically charge the phone.

Precautions

1. Do not use high concentration chemicals or cleaning products.
2. Do not forcefully drop or collide the product.
3. Do not use the product in severely high-temperature or corrosive environments.



Thank you for using this product!

FCC Warning Statement

Changes or modifications not expressly approved by the party responsible for compliance could void the user's authority to operate the equipment. This equipment has been tested and found to comply with the limits for a Class B digital device, pursuant to Part 15 of the FCC Rules. These limits are designed to provide reasonable protection against harmful interference in a residential installation. This equipment generates uses and can radiate radio frequency energy and, if not installed and used in accordance with the instructions, may cause harmful interference to radio communications. However, there is no guarantee that interference will not occur in a particular installation. If this equipment does cause harmful interference to radio or television reception, which can be determined by turning the equipment off and on, the user is encouraged to try to correct the interference by one or more of the following measures:

- Reorient or relocate the receiving antenna.
- Increase the separation between the equipment and receiver.
- Connect the equipment into an outlet on a circuit different from that to which the receiver is connected.
- Consult the dealer or an experienced radio/TV technician for help.

FCC Radiation Exposure Statement

The antennas used for this transmitter must be installed to provide a separation distance of at least 20 cm from all persons and must not be co-located for operating in conjunction with any other antenna or transmitter.

This device complies with Part 15 of the FCC Rules. Operation is subject to the following two conditions:

- (1) This device may not cause harmful interference, and
- (2) This device must accept any interference received, including interference that may cause undesired operation.