





Unfolded User Manual – Full Layout

<p>Introduction</p> <p>This manual provides basic instructions, an overview of features, and technical specifications for the ERA wallet - a hardware crypto wallet (cold wallet) that allows you to seamlessly generate new wallets or import existing ones, as well as securely store and manage up to 10 crypto wallets on one hardware device.</p> <p>The ERA wallet's primary task is to safely store your assets offline, enabling you to sign transactions.</p> <p>Package contents</p> <ul style="list-style-type: none">• ERA Wallet device - 1• Wireless Charging Pad - 1• ERA Recovery Card - 3• User Manual - 1• Recovery sheet - 3 <p>Please, check that the items listed above are present in the box.</p> <p>1</p>	<ul style="list-style-type: none">• Standard seed phrase backup: a series of 12, 18, or 24 English words to safely back up your wallet on a sheet of paper, a recovery sheet, or an ERA Recovery Card.• ERA Recovery: enables users to securely back up and restore their wallet using durable, encrypted ERA Cards, equipped with a certified chip designed to last 50 years. Offering both single and multiple backup options, it ensures robust password protection and long-term reliability.• Passcode: an obligatory PIN code or password set for your wallet to access it and approve the signing of transactions. <p>Advanced users looking to further fortify their security could implement several additional security features:</p> <ul style="list-style-type: none">• Multiple backup: an option to generate a seed phrase consisting of 33 English words that can be split into up to 16 shares, as well as to set the minimal threshold of shares required to restore your wallet. For example, a threshold of 5 will require five shares to be used to restore your wallet. A lower number of shares will not be sufficient to restore your wallet. Multiple backup can be stored on ERA Recovery Cards for secure, encrypted storage. If the backup is stored on paper, it is referred to as Shamir backup, offering the same protection but without the benefits of NFC encryption and tamper resistance provided by ERA Cards.• The ERA wallet package includes three recovery sheets for securely writing down your seed phrase. <p>3</p>	<p>Unlike traditional backups, the ERA Recovery Card is password-protected. Even if someone gains access to your backup, they can't access your wallet without the correct password. Team members and/or support staff will never ask you to provide your backup information - never provide it to anyone.</p> <p>Always update your wallet to the latest version to have the best user experience.</p> <p>To have access to the latest information, updates and FAQs related to the ERA wallet and other products, please visit https://era-wallet.com.</p>  <p>5</p>
<p>Security warnings</p> <p>Please read the following instructions carefully, as they are crucial for ensuring the safety of your hardware wallet and crypto assets.</p> <p>The ERA wallet is shipped in a tamper-resistant box with multiple seals to ensure that the box has not been previously opened. If those seals are missing or appear to be damaged, please be aware that the wallet is unsafe to use. In that case, the device needs to be reset to default settings and updated to the latest version (available via the ERA wallet companion app).</p> <p>The ERA wallet comes with basic built-in security features that are automatically enabled for every user, such as:</p> <ul style="list-style-type: none">• Real true random entropy generation: a feature that uses several sources to generate entropy for the seed phrase as random as possible.• Secure Element Chip: a hardware security chip that securely stores the device's master secret. The master secret is used to secure all the wallet's secrets.• Transaction signing via QR codes: an option to sign your crypto transactions without connecting your device to the internet.• No blind signing: a software solution to ensure the security and transparency of transactions that you sign with your hardware wallet. <p>2</p>	<ul style="list-style-type: none">• Passphrase: you can input a passphrase and add it as an additional 13th, 19th or 25th word to your seed phrase, thus creating a new wallet that can't be accessed without having both the seed phrase and the passphrase.• NFC module: this option can be turned on to enable transfer data between the ERA wallet and the ERA wallet companion during firmware updates. <p>Please, read more about security features on our FAQ page.</p> <p>Always remember that even though the ERA wallet provides several basic and advanced layers of security to keep your crypto assets safe, you are solely responsible for the safety of your backups:</p> <ul style="list-style-type: none">• Store your recovery seed phrase offline, preferably on an ERA Recovery Card and/or on paper. Never save it as digital data on a computer, flash memory card, memory stick, etc.• Safeguard your backups diligently. Remember, there are no duplicates apart from the ones you create.• Treat your backups as confidential information. It's crucial to keep the backups to yourself or to persons that you trust. <p>4</p>	<p>Important Information for ERA Wallet Users</p>  <p>Setup Guide</p> <p>Follow simple steps to quickly set up your ERA Wallet and start using it.</p>  <p>Warranty & Support</p> <p>Find details on warranty coverage, return policies, and customer support.</p>  <p>Legal & Compliance</p> <p>Access regulatory documents, privacy policy, and terms of use.</p> <p>6</p>

Back Side of User Manual – Visible Sections When Unfolding

<p>ERA RECOVERY CARD</p> <ul style="list-style-type: none">• Safer than paper – encrypted data protected from unauthorized access.• Up to 50 years of storage – durable chip, resistant to water, dust, and impacts.• Multiple Secret Sharing – split your key into 3 parts, recover with any 2.• Instant recovery restore access in minutes using your ERA Wallet 		<p>True Randomness for Ultimate Security</p> <ul style="list-style-type: none">• Real entropy generation – uses 5 sources to ensure maximum randomness• Unpredictable seed phrases – enhanced security for your assets.• Trust the tech – no patterns, no predictability, just pure randomness.  <p>Your keys, truly secure!</p>
<p>Waterproof (IPX7)</p> <p>ERA Wallet – Built for Any Environment</p> <ul style="list-style-type: none">• IP65 Protection – fully dustproof and resistant to water splashes.• Reliable in high humidity – perfect for travel and outdoor adventures.• Designed for tough conditions – durability you can trust. <p>Take your ERA Wallet anywhere – it's built to last!</p> 	<p>Thank you for choosing ERA Wallet!</p> <p>Our device combines cutting-edge technology with an intuitive interface to keep your digital assets safe.</p> <p>Welcome to the world of secure crypto management with ERA Wallet!</p> 	<p>One Device – Up to 10 Wallets</p> <ul style="list-style-type: none">• Multi-seed storage – securely manage multiple crypto assets.• Up to 10 independent wallets – each with its own unique seed phrase.• Maximum flexibility – separate funds for different needs.  <p>All your wallets in one secure device!</p>