



SGS-CSTC Standards Technical Services (Suzhou) Co., Ltd.

Report No.: SUCR241100051002
Rev.: 01

Appendix B

Detailed Test Results

1. GSM
GSM850 for E-Field Emission
GSM1900 for E-Field Emission
2. 5G NR-TDD
5GNR N77 for E-Field Emission
5GNR N78 for E-Field Emission

This document is issued by the Company subject to its General Conditions of Service printed overleaf, available on request or accessible at <http://www.sgs.com/en/Terms-and-Conditions> and, for electronic format documents, subject to Terms and Conditions for Electronic Documents at <http://www.sgs.com/en/Terms-and-Conditions/Terms-e-Document>. Attention is drawn to the limitation of liability, indemnification and jurisdiction issues defined therein. Any holder of this document is advised that information contained hereon reflects the Company's findings at the time of its intervention only and within the limits of Client's instructions, if any. The Company's sole responsibility is to its Client and this document does not exonerate parties to a transaction from exercising all their rights and obligations under the transaction documents. This document cannot be reproduced except in full, without prior written approval of the Company. Any unauthorized alteration, forgery or falsification of the content or appearance of this document is unlawful and offenders may be prosecuted to the fullest extent of the law.

Unless otherwise stated the results shown in this test report refer only to the sample(s) tested and such sample(s) are retained for 30 days only.

Attention: To check the authenticity of testing / inspection report & certificate, please contact us at telephone:(86-755) 8307 1443, or email: CN.Doccheck@sgs.com

SGS-CSTC Standards Technical Services (Suzhou) Co., Ltd.
Wireless Laboratory

South of No. 6 Plant, No. 1, RunSheng Road, Suzhou Industrial Park,
Suzhou Area, China (Jiangsu) Pilot Free Trade Zone 215000

t (86-512) 6229 2980
www.sgsgroup.com.cn

RF Interference Potential Test Report

Measurement performed on March 18, 2025 at 16:24

Device Under Test

Manufacturer	Model	Dimensions[mm]	Speaker Position [mm]
		146.2 x 71.8 x 7.5	144.3

Hardware Setup

Probe Name	Probe Calibration Date	DAE Name	DAE Calibration Date
EF3DV3 - SN4051	August 14, 2024	DAE4 Sn1374	October 30, 2024

Communication Systems

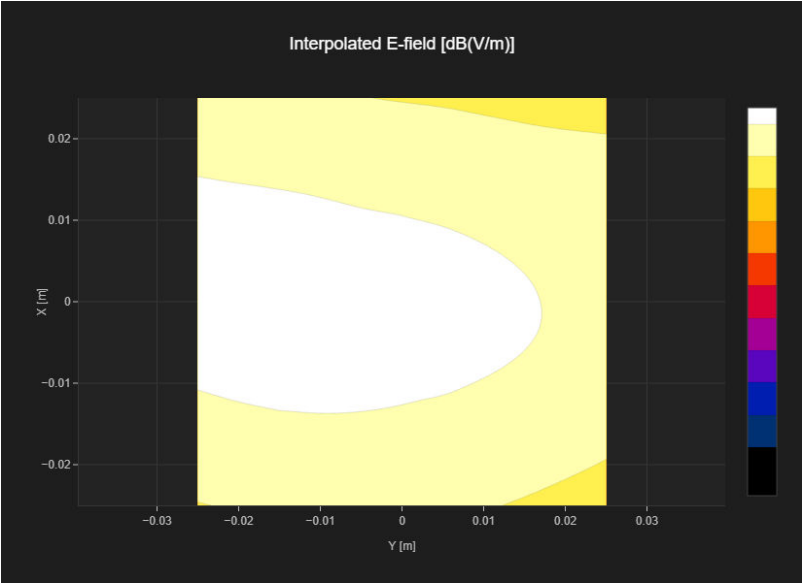
Band Name	Communication Systems Name	Channel	Frequency [MHz]
GSM 850	GSM-FDD (TDMA, GMSK)	190	836.6

Grid Settings

Extent X [mm]	Extent Y [mm]	Step X [mm]	Step Y [mm]	Distance [mm]
50.0	50.0	10.0	10.0	15.0

Results

Emax [dB(V/m)]	Eavg50x50 max [dB(V/m)]	MIF [dB]	RFail [dB(V/m)]
27.61	26.55	3.63	30.18



RF Interference Potential Test Report

Measurement performed on March 18, 2025 at 17:02

Device Under Test

Manufacturer	Model	Dimensions[mm]	Speaker Position [mm]
		146.2 x 71.8 x 7.5	144.3

Hardware Setup

Probe Name	Probe Calibration Date	DAE Name	DAE Calibration Date
EF3DV3 - SN4051	August 14, 2024	DAE4 Sn1374	October 30, 2024

Communication Systems

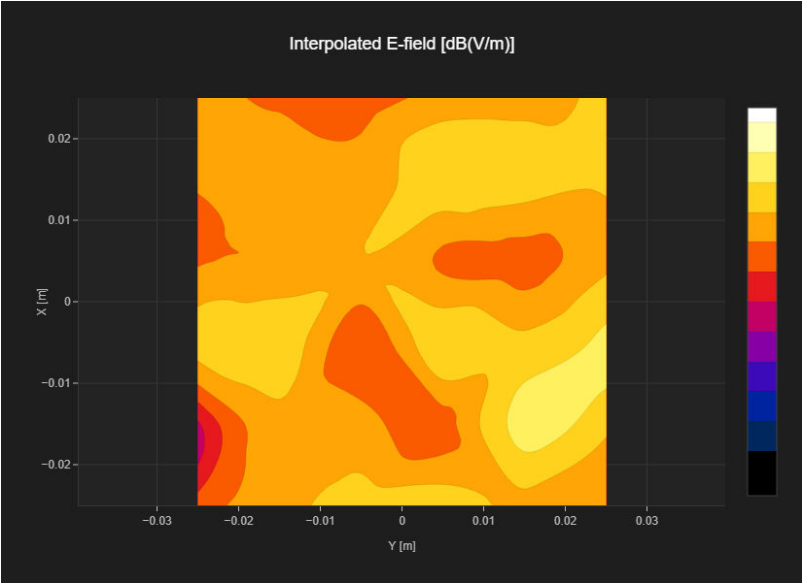
Band Name	Communication Systems Name	Channel	Frequency [MHz]
PCS 1900	EDGE-FDD (TDMA, 8PSK, TN 0)	512	1850.2

Grid Settings

Extent X [mm]	Extent Y [mm]	Step X [mm]	Step Y [mm]	Distance [mm]
50.0	50.0	10.0	10.0	15.0

Results

Emax [dB(V/m)]	Eavg50x50 max [dB(V/m)]	MIF [dB]	RFail [dB(V/m)]
10.41	7.63	3.75	11.38



RF Interference Potential Test Report

Measurement performed on March 18, 2025 at 16:47

Device Under Test

Manufacturer	Model	Dimensions[mm]	Speaker Position [mm]
		146.2 x 71.8 x 7.5	144.3

Hardware Setup

Probe Name	Probe Calibration Date	DAE Name	DAE Calibration Date
EF3DV3 - SN4051	August 14, 2024	DAE4 Sn1374	October 30, 2024

Communication Systems

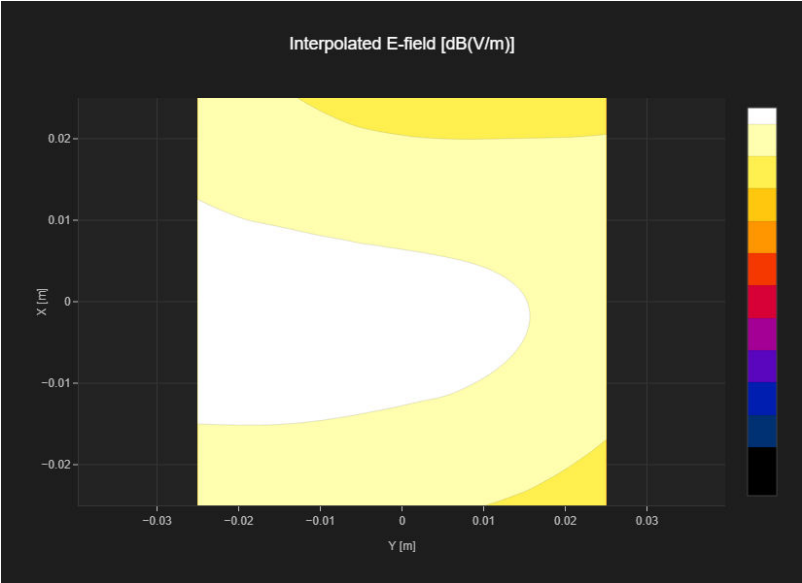
Band Name	Communication Systems Name	Channel	Frequency [MHz]
PCS 1900	GSM-FDD (TDMA, GMSK)	512	1850.2

Grid Settings

Extent X [mm]	Extent Y [mm]	Step X [mm]	Step Y [mm]	Distance [mm]
50.0	50.0	10.0	10.0	15.0

Results

E _{max} [dB(V/m)]	E _{avg50x50 max} [dB(V/m)]	MIF [dB]	RFail [dB(V/m)]
23.78	22.58	3.63	26.21



RF Interference Potential Test Report

Measurement performed on March 18, 2025 at 20:42

Device Under Test

Manufacturer	Model	Dimensions[mm]	Speaker Position [mm]
		146.2 x 71.8 x 7.5	144.3

Hardware Setup

Probe Name	Probe Calibration Date	DAE Name	DAE Calibration Date
EF3DV3 - SN4051	August 14, 2024	DAE4 Sn1374	October 30, 2024

Communication Systems

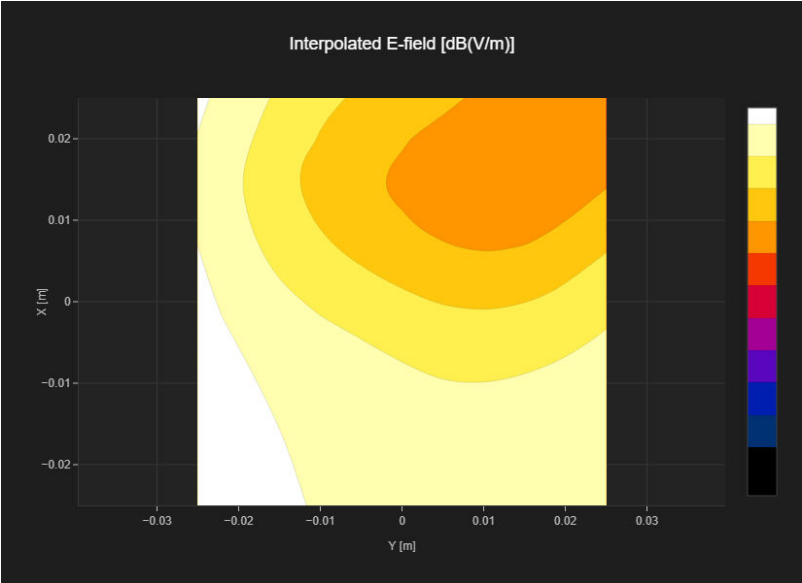
Band Name	Communication Systems Name	Channel	Frequency [MHz]
Band n78	5G NR (DFT-s-OFDM, 1 RB, 100 MHz, QPSK, 30 kHz)	633334	3500.01

Grid Settings

Extent X [mm]	Extent Y [mm]	Step X [mm]	Step Y [mm]	Distance [mm]
50.0	50.0	10.0	10.0	15.0

Results

E _{max} [dB(V/m)]	E _{avg50x50 max} [dB(V/m)]	MIF [dB]	R _{Fail} [dB(V/m)]
30.07	27.14	-1.64	25.5



RF Interference Potential Test Report

Measurement performed on March 18, 2025 at 20:11

Device Under Test

Manufacturer	Model	Dimensions[mm]	Speaker Position [mm]
		146.2 x 71.8 x 7.5	144.3

Hardware Setup

Probe Name	Probe Calibration Date	DAE Name	DAE Calibration Date
EF3DV3 - SN4051	August 14, 2024	DAE4 Sn1374	October 30, 2024

Communication Systems

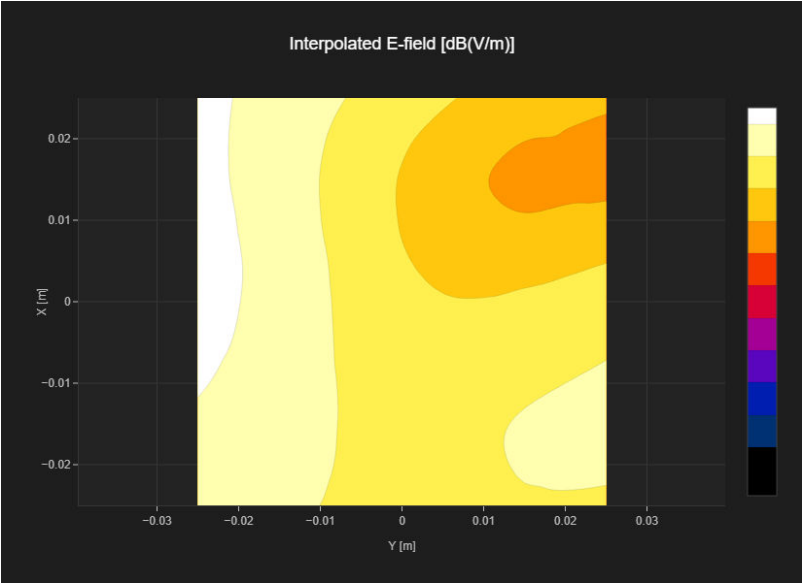
Band Name	Communication Systems Name	Channel	Frequency [MHz]
Band n41	5G NR (DFT-s-OFDM, 1 RB, 100 MHz, QPSK, 30 kHz)	518598	2592.99

Grid Settings

Extent X [mm]	Extent Y [mm]	Step X [mm]	Step Y [mm]	Distance [mm]
50.0	50.0	10.0	10.0	15.0

Results

E _{max} [dB(V/m)]	E _{avg50x50 max} [dB(V/m)]	MIF [dB]	RFail [dB(V/m)]
28.8	25.94	-1.64	24.3



RF Interference Potential Test Report

Measurement performed on March 18, 2025 at 20:30

Device Under Test

Manufacturer	Model	Dimensions[mm]	Speaker Position [mm]
		146.2 x 71.8 x 7.5	144.3

Hardware Setup

Probe Name	Probe Calibration Date	DAE Name	DAE Calibration Date
EF3DV3 - SN4051	August 14, 2024	DAE4 Sn1374	October 30, 2024

Communication Systems

Band Name	Communication Systems Name	Channel	Frequency [MHz]
Band n77	5G NR (DFT-s-OFDM, 1 RB, 100 MHz, QPSK, 30 kHz)	656000	3840.0

Grid Settings

Extent X [mm]	Extent Y [mm]	Step X [mm]	Step Y [mm]	Distance [mm]
50.0	50.0	10.0	10.0	15.0

Results

E _{max} [dB(V/m)]	E _{avg50x50 max} [dB(V/m)]	MIF [dB]	RFail [dB(V/m)]
33.03	28.53	-1.64	26.89

