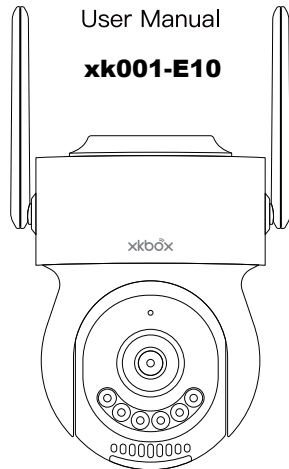


xkbōx

4G Outdoor Smart PTZ Camera

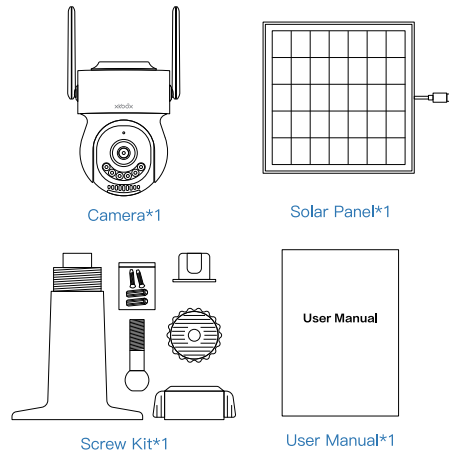
User Manual

xk001-E10



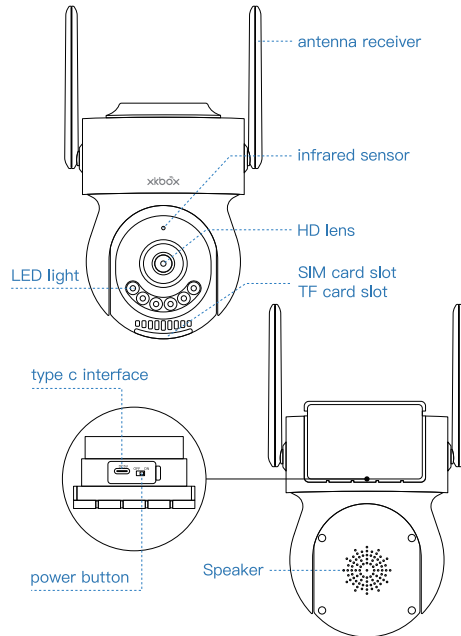
The pictures attached are only for reference.
Please refer to the actual interface

PACKAGE LIST



After receiving the product, please promptly check that all packaging and accessories are complete. If any accessories are missing, please contact customer service immediately for a return, exchange, or to request the missing items.

TO KNOW YOUR CAMERA



APP DOWNLOAD AND INSTALL

Option 1:

Scan the QR code below to download the "XKBOX" app.



"XKBOX" QR Code

Option 2:

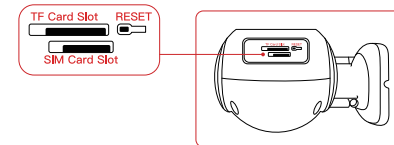
Search for "XKBOX" in the app store to install the app.



INSTALL TF MEMORY CARD

Insert TF memory card:

- 1.Insert the Prepared TF Memory Card
- 2.Compatible with 32GB to 256GB TF memory cards. Once inserted, the device will automatically start recording. When storage is full, earlier recordings will be automatically overwritten in a loop.



FCC Statement

(1) This device may not cause harmful interference.
(2) This device must accept any interference received, including interference that may cause undesired operation.
Warning: Changes or modifications not expressly approved by the party responsible for compliance could void the user's authority to operate the equipment.
NOTE: This equipment has been tested and found to comply with the limits for a Class B digital device, pursuant to Part 15 of the FCC Rules.
These limits are designed to provide reasonable protection against harmful interference in a residential installation. This equipment generates uses and can radiate radio frequency energy and, if not installed and used in accordance with the instructions, may cause harmful interference to radio communications.
If this equipment does cause harmful interference to radio or television reception, which can be determined by turning the equipment off and on, the user is encouraged to try to correct the interference by one or more of the following measures:
Reorient or relocate the receiving antenna.
Increase the separation between the equipment and receiver.
Connect the equipment into an outlet on a circuit different from that to which the receiver is connected.
Consult the dealer or an experienced radio/TV technician for help.
FCC Radiation Exposure Statement This equipment complies with FCC radiation exposure limits set forth for an uncontrolled environment.
This equipment should be installed and operated with minimum distance 20cm between the radiator & your body.

QUICK CONFIGURATION

- 1.Click the "Add Device" in the top right corner of the home page or scan the QR code to add.
- 2.Select the corresponding device to add the camera.

