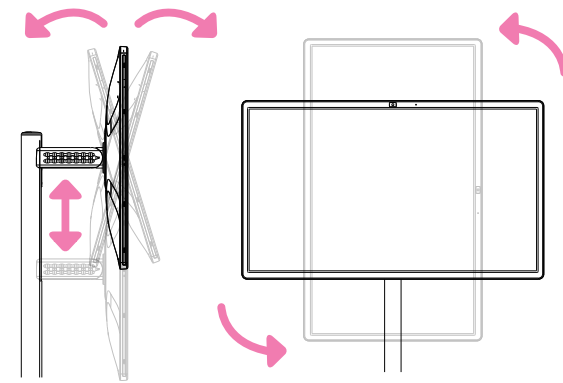


# Operation instructions

## Angle adjustment

You can adjust the angle and height of host display till you have a comfortable experience of viewing.  
The Product supports 180° rotation (left rotation: 90°; right rotation: 90°).  
The product supports both tilt adjustment of 45° (elevation angle: 25°; decompression angle: 20°) and height adjustment up to 18cm.

\*The actual angle may vary slightly due to the external factors



## Battery use

### Built-in battery is adopted

The Product's movable base is fitted with a built-in battery to ensure operation for certain period without connecting power supply.

Note:

- The power supply indicator shows whether external power supply is connected only. Green: External power supply is connected; off: External power supply is unconnected.
- The Product is fitted with a 192.4Wh battery, which can be fully recharged after about 7h.
- The service life and use period of battery will decrease by proportion along with the Product's use period and duration.
- The battery may have charging failure when temperature is below 0°C.
- The battery capacity may have natural attenuation even if it is not used.
- It is recommended to use the battery for a certain period before recharging, instead of keeping battery full of power constantly, to ensure longer life of battery.
- Maintain the battery power at 50% to prolong its service life.
- The use period marked in the Manual is based on the measurement data executed by us. Therefore, the actual use period may vary along with use conditions, habits and different factors, such as connected device, ambient temperature and product settings.

### Battery warning

⚠ Note: Wrong battery may lead to explosion! Make sure to handle the battery properly after use. (The battery should be dismantled and replaced by our official after-sales maintenance personnel. Unauthorized dismantling and replacement by users is not allowed)

- The battery shall not be disassembled, hit, squeezed or thrown into fire.
- If there is severe swelling, do not continue to use it.
- Do not place it in a high temperature environment!
- Do not use the battery which is immersed in water.

## Connection & use

The Product can be connected to HDMI device and wireless microphone.

### HDMI connection

The HDMI interface at the Product's back can be connected to external devices for projection.

Note:

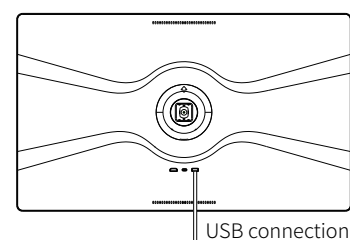
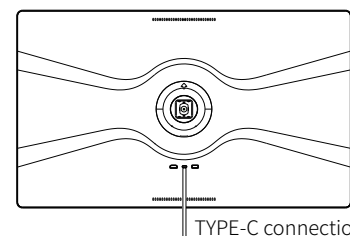
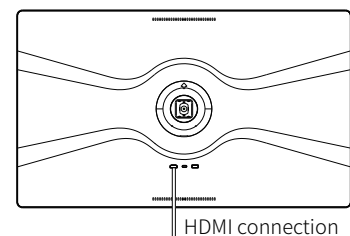
- Please use the authenticated cables and equipment which have HDMI mark.
- Unauthenticated cables may lead to display error or connection error.
- The recommended HDMI devices and cables can support the standard protocol above HDMI 2.0.
- Please connect the game equipment to the Product by using the attached cables.
- When the Product is connected to PC or laptop, some images may have display error depending on the graphics card.

### Micro USB connection

The Product's Micro USB interface supports connection of wireless microphone.

Note:

- The Product does not support connection of other products of the same interface.
- The wireless microphone needs to be purchased separately through the official website or our hotline.



# Product instruction

## Common Problems

No image and sound

- Please check if the Product is powered on normally.
- Please check if the power adapter is powered on normally.
- Please connect other products to see if the wall outlet is faulty.
- Please check if the power cable at back of display is connected properly

The product has unexpected shutdown

- Please check if battery runs out.
- Please check if auto shutdown function is within the set time period.
- Please check if the Product enters Eco mode and the display is under auto shutdown status.
- For any battery overheat, the Product will shut down automatically to trigger protection mechanism.

No signal when external HDMI device is connected

- Please reboot the Product.
- Please reconnect the HDMI cable.
- After the Product is rebooted, please restart the external HDMI device.

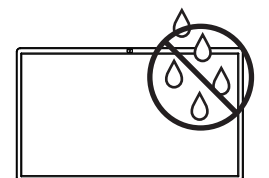
Display error

- As the Product's display has millions of pixels, the tiny black spots or highlight color light spots can be shown on the display in the unit of PPM, which neither represent the abnormal status, nor affect the Product's performance and reliability. Such phenomenon may also be found in other products; so, no exchange or refund is accepted.
- When viewing the Product at different places, the user can feel different brightness and color of display, which is a normal phenomenon that belongs to the Product's characteristics and is unrelated to the Product's performance.

Abnormal sound

- Circuit buzzing/display signal noise: The Product has low noise due to high current when the circuit has high-speed switching, and the noise may vary along with the product type. The noise does not affect the Product's performance and reliability.

⚠ Note: Make sure liquid or foreign matters are not entering the top or lateral clearance of display while cleaning the Product.  
Make sure to wring out the cloth.  
Do not spray water or detergent directly onto the display.  
Please wipe the movable base with dry cloth to avoid electric shock.



# Product instruction

## Safety Instructions

To prevent fire hazards, do not store the Product in the following places:

- Long-term exposure to sunlight.
- High-humidity environment, such as bathroom.
- Near heat source, such as stove or other heaters.
- Exposure to steam or oily fume, such as kitchen or humidifier.
- Exposure to rainwater or screen.
- Near inflammables, such as gasoline and candle.
- Dusty places.
- Unstable or high places, such as goods shelf or desk.

Otherwise, it may lead to fire hazards, electric shock, combustion/explosion, fault or product damage.

Put the Product at a well-ventilated place to ensure good cooling space. Do not put the Product at a narrow space. Do not cover the Product with clothes or other materials to avoid fire hazards due to overheat. Do not touch the ventilation port, for it may be hot after long-term use of the Product. Please protect the power cables against twisting, bending and cutting, to avoid product damage and personal injury due to electric leakage. Make sure the power interface is well connected to the power interface, to avoid product damage and personal injury due to poor connection. Do not move the Product while connecting the power cable. Do not remove the Product's power supply by dragging the power cable. Make sure to hold the insulated part of plug while removing or connecting the power cable. Do not connect too many devices on the same power socket; otherwise, fire hazard or electric shock may occur. Assemble the Product according to the installation instructions, fix it reliably during assembly, to avoid product damage or personal injury due to product falling and tilting when the product is not installed stably. Place the Product at a proper area, to avoid product damage or personal injury due to external forces (such as accidental touch, animal and gale). Please connect the Product's adapter to the three-pole grounded AC socket. Make sure to connect the grounding wire to avoid electric shock. Do not touch the Product or the antenna in case of lightning stroke or electric shock; otherwise, electric shock will occur. Do not drop metals or inflammables into the Product. When foreign matters fall into the Product, please remove the power cable and contact the official after-sales personnel.

In any of the following cases, please cut off the Product's power supply and contact the after-sales center in time.

- The Product is damaged.
- Water or other foreign matters enter the Product.
- The Product has smoke or other odor.

Do not use high-voltage electronic equipment around the Product; otherwise, it may lead to faults such as signal interference. Make sure to use the authorized parts and components accepted by us; otherwise, it may lead to fire hazard, electric shock or malfunction. Unless otherwise being authorized by us in writing, do not try to modify the Product; otherwise, fire hazard or electric shock may occur. Please contact the official after-sales service personnel to receive service or maintenance. Do not dismantle the AC adapter or power cable; otherwise, fire hazard or electric shock may occur. Do not drop or collide the Product, to avoid possible damages of product. Do not touch the Product with wet hands to reduce fire hazards or electric shock. Wipe off the water or dust (if any) on the power plug. Make sure to install the Product near the wall socket where the power supply is connected. Confirm that socket is convenient to use, to avoid being tripped over the wire.

Make sure to unplug the Product's power supply, DC plug of adapter and take down the cable before relocating the Product. Do not press the Product's screen nor apply pressure on it; otherwise, product damage and personal injury may occur. Keep the items in package inaccessible to children. Do not have collision with the Product. Avoid dropping foreign matters in the Product or onto its screen. Do not press the screen with sharp objects by force, such as hands, fingernails, pencils or pens, or scratch the screen to avoid damage.

# Product instruction

While cleaning the Product, please remove the power cable and wipe it gently with dry cotton cloth, to avoid electric shock or scratch. Do not spray water or other liquids directly onto the Product. Do not clean your product with harmful chemicals, such as glass cleaner, air freshener, insecticide, lubricant, automotive or industrial wax, polishing agent, diluent, benzene or alcohol; otherwise, electric shock or product damage may occur.

Protect the display against serious impact; otherwise, the touch control and display function can be damaged. For any liquid leakage of battery in the base, please stop using it immediately to avoid skin and eye contact. Any accidental contact may lead to blindness or burn. For any abnormal condition of body parts that are in contact wit water, clean it with plenty of clean water and see a doctor for suggestions. Avoid electric shock of product (especially the lithium battery): Do not expose it to flame, electric heater or direct sunlight. Otherwise, personal injury or fire hazard may occur due to electric shock.

Please do use the original adapter approved by us; otherwise, problems such as a shorter life, fault, overheat, fire hazard, explosion or personal injury may occur. Please clean the charging terminal with soft cloth. The battery may have charging failure if the charging terminal is dirty or has foreign matters. The battery may fail to be recharged completely or have reduced life if it is discharged completely or idled for long period. Do not disconnect, dismantle nor short-circuit the battery; otherwise, electric shock, personal injury and fire hazard may occur. Any unauthorized disassembly/assembly of product parts without consulting the manufacturer may lead to product failure, and you will not be entitled to maintenance services.

Do not wind your hands, feet, hair or clothes in the wheels. Do not push or kick the Product. Do not suspend or put heavy objects on the Product. Do not move or slide the Product while sitting on its base. Do not exceed the Product's limit angle by force.

**Safety warning! (Stability hazards)**  
Serious personal injury and casualties may occur due to falling of display. The following preventive work is recommended to avoid casualties (especially children injuries):

- Make sure to use the suggested stand and mounting methods.
- Make sure to put the Product on level ground.
- Warn the children about the hazards of climbing on or touching the display or stand.
- Make sure to arrange the Product's power wires and cables neatly to avoid tripping or dragging.
- Do not put the Product at a high or tilted place.
- Do not put articles, which may induce the children to climb, on the Product or stand, such as toys.

**Special Statement**  
The relevant packages and specifications may not be updated in time when the Product's functions and contents are changed due to dynamic changes of the Company's business. The actual use situations shall prevail.

After-sales maintenance

Warranty Information

- 1. Free warranty for one year from the date of purchase or as agreed in the contract.
- 2. The following situations are not within the scope of free warranty services:
  - Malfunctions or damages caused by human or natural disasters.
  - Malfunctions caused by failure to follow the instructions and precautions written in the user manual.
  - Malfunctions caused by users dismantling the machine themselves.
- 3. The scope of responsibility of this warranty card is limited to the repair of the product and does not assume any other responsibility.
- 4. For the maintenance and guarantee of this machine after the warranty period, if there are any unclear areas, please call our company's customer Service telephone consultation.

Warranty Card

Product information

Product Name \_\_\_\_\_  
Model \_\_\_\_\_  
Product SN \_\_\_\_\_  
Date of purchase \_\_\_\_\_

User Information

User Name \_\_\_\_\_  
Tel. \_\_\_\_\_  
Add. \_\_\_\_\_



ATTENTION:

Any Changes or modifications not expressly approved by the party responsible for compliance could void the user's authority to operate the equipment.  
This device complies with Part 15 of the FCC Rules. Operation is subject to the following two conditions:  
(1) this device may not cause harmful interference, and  
(2) this device must accept any interference received, including interference that may cause undesired operation.

Note: This equipment has been tested and found to comply with the limits for a Class B digital device, pursuant to part 15 of the FCC Rules. These limits are designed to provide reasonable protection against harmful interference in a residential installation. This equipment generates uses and can radiate radio frequency energy and, if not installed and used in accordance with the instructions, may cause harmful interference to radio communications. However, there is no guarantee that interference will not occur in a particular installation. If this equipment does cause harmful interference to radio or television reception, which can be determined by turning the equipment off and on, the user is encouraged to try to correct the interference by one or more of the following measures:  
-Reorient or relocate the receiving antenna.  
-Increase the separation between the equipment and receiver.  
-Connect the equipment into an outlet on a circuit different from that to which the receiver is connected.  
-Consult the dealer or an experienced radio/TV technician for help.

This equipment complies with FCC radiation exposure limits set forth for an uncontrolled environment. This equipment should be installed and operated with minimum distance 20cm between the radiator & your body.

Product Specs

CPU	MideaTek MT8183 Octa-core 4*ARM Cortex A73@2.0GHz / 4*ARM Cortex A53@2.0GHz
RAM	4GB/6GB/8GB (optional)
Memory	64GB/128GB (optional)
OS	Android 13
Display	32"
Resolution	1080x1920 IPS
Touch screen	10-point capacitive touch screen
Aspect Ratio	16: 9
Wi-Fi	802.11 b/g/n
Bluetooth	5.0
Multi-point touch	10-point
Brightness	250-300cd/m²
Color gamut	16.7M, 100%SRGB
Refresh rate	60Hz
Interface	HDMI*1, TYPE-C*1, USB 3.0*1, DC 5.5mm*1
Screen projection function	Wireless screen projection, Android wired screen projection
Buttons	ON/OFF button
Gravity sensor	Support 90°
Horn	Built-in speaker 8Ω 5W*2
Microphone	Noise reduction MIC 6050
Cell Type	192.4Wh
Power adapter	18V 6A
Stand type	Movable base, 360° rotation
Operating temperature	0~50°C