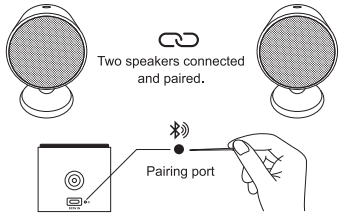


英文说明书

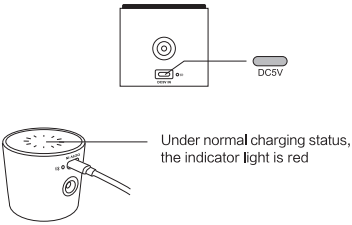
Pairing Two Speakers:

To use two speakers simultaneously, power them both on at close range with no connection. Then, gently press the pairing button on one speaker using a small object (such as a paperclip or toothpick). The device will enter pairing mode, and the blue indicator light will flash rapidly. Once paired successfully, the blue indicator light will flash slowly. After pairing, you will need to reconnect via Bluetooth to enable stereo music playback. Paired speakers can also be controlled together, such as turning the lights on/off or disconnecting Bluetooth. To disconnect the two speakers, ensure they are not connected, then press and hold the pairing button for 10 seconds. You will hear a prompt sound when the disconnection is successful.



Charging:

Under normal charging status, the indicator light is red, full charge indicator is off.



CERTIFICATION	Product Quality: A Inspector: 02
----------------------	-------------------------------------

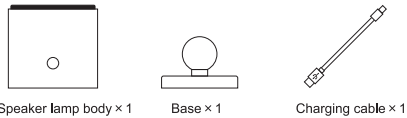


GOOD / BEDSIDE LAMP 2

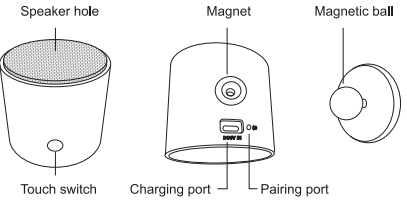
1. Product Information

Product Name : GOOD(Bedside Lamp 2)
Product Model : NO-HB053(Sapele) NO-HB054(Beech)
Light Source : LED
Color Temperature : 4000K Natural Light
Power : 0.65W
Amplifier Power : 5W 4Ω
Bluetooth Version : 5.3
Speaker Unit : 42mm
Transmission Distance : About 8 meters
Playback Time : About 20 hours (lights off, 80% volume)
Playback Time : About 3 hours (maximum brightness, maximum volume)
Usage Time : About 9 hours (maximum brightness, speaker off)
Battery Capacity : 1500 mAh
Voltage : DC5V 1A
Product Material : Solid wood, Acrylic, Metal, Electronic components
Accessories : Speaker lamp body × 1, Base × 1, Charging cable × 1
Product Size : 71 × 63 × 104mm
Package Size : 75 × 75 × 110mm
Gross Weight : About 282grams

2. Product Accessories

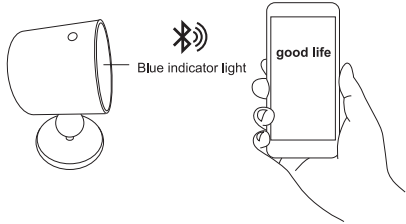


3. Appearance Diagram



4. Operation Instruction

- ① Gently touch the metal button to turn the light on/off, adjust the brightness in three levels.
- ② Press and hold the metal button to turn the Bluetooth function on/off (a sound prompt will indicate the status). Search for the bluetooth name "good life" to connect. The Bluetooth function will automatically turn off after 10 minutes of disconnection. The lighting function is unaffected.



65mm

195mm

This device complies with part 15 of the FCC Rules. Operation is subject to the following two conditions: (1) This device may not cause harmful interference, and (2) this device must accept any interference received, including interference that may cause undesired operation.

Any Changes or modifications not expressly approved by the party responsible for compliance could void the user's authority to operate the equipment.

Note: This equipment has been tested and found to comply with the limits for a Class B digital device, pursuant to part 15 of the FCC Rules. These limits are designed to provide reasonable protection against harmful interference in a residential installation. This equipment generates uses and can radiate radio frequency energy and, if not installed and used in accordance with the instructions, may cause harmful interference to radio communications. However, there is no guarantee that interference will not occur in a particular installation. If this equipment does cause harmful interference to radio or television reception, which can be determined by turning the equipment off and on, the user is encouraged to try to correct the interference by one or more of the following measures:

- Reorient or relocate the receiving antenna.
- Increase the separation between the equipment and receiver.
- Connect the equipment into an outlet on a circuit different from that to which the receiver is connected.
- Consult the dealer or an experienced radio/TV technician for help.

FCC Radiation Exposure statement

The device has been evaluatec to meel general RF exposure requirement. The device can be used in portable exposure condition without restriction.