

65mm

82mm



USER MANUAL

Mini Speaker

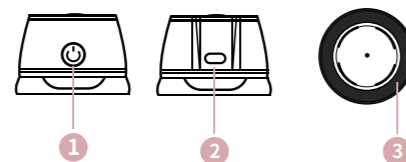
Model:C01



- Magnetic Suction
- Colorful light
- Wireless connection

Dear, thank you for choosing our product!
We kindly ask you to read and keep this product manual before use. In order to have a better use experience, the content summary of this manual can help you provide a reference.

Product Overview:



1		Power ON & OFF/LED ON & OFF/Play & Pause Button
2		type-C Charging Port
3		Magnetic base

Operation instruction:

1.Power ON/OFF: Press and hold for 2-3s to turn ON/OFF the speaker.

2.LED ON/OFF: equipment power on automatically turn on the light, equipment off automatically turn off the light.

3.Play /Pause : When the device is playing, click to pause, and click again to continue playing.

How to use the device connection:

1. Bluetooth connection :

After turning on the device, you will hear the prompt tone "Bluetooth mode", search for "C01" through the Bluetooth of the device, and click to pair. Successful connection will be indicated by a tone "Bluetooth connect", disconnection will be indicated by a tone "Bluetooth disconnect".

2. Automatic shutdown :

The product has not been connected to the Bluetooth device after 10 minutes. Or disconnect the Bluetooth connection, and after 10 minutes, it will automatically shut down to help you save power, with a "power off" tone.

How to Charge:

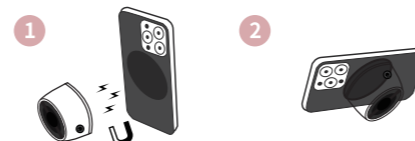
1. Take out the type-C charging cable included in the package

2. Plug type-C end of the cable into the machine or microphone, another USB end into normal USB charging adaptor/PC Port (5V,1A-2A)

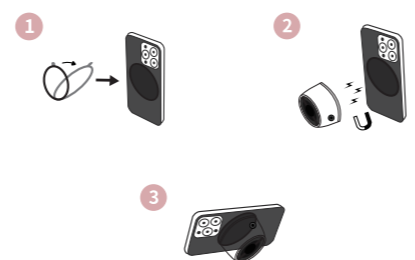
3. When the speaker is being charged, the indicator light turns red. Once it is fully charged, the indicator light will turn off.

How to use in different scenarios:

1. Magnetic suction Feature:If your phone is an Apple 11-16, the speaker can be attached directly to the back of the phone.




2. If it is other models of mobile phones, you need to take out the magnetic ring in the package to achieve the adsorption function.



3. You can also stick the magnetic ring in any position to fix it, and then attach the speaker to it. The use site can be on the desk, computer desk, dining table, wall, or your door....



4. If you don't want to secure the speaker, you can also open the package and there is a lanyard inside to tie it, so it can be carried around, which is very convenient.



5. Attached to the back of the phone can also be a good phone holder.



FAQS

1. The magnetic base of the speaker is not secure

If your Apple phone has a case, it may cause the effect of magnetic absorption is not ideal, you can try to remove the case to experience it, or you can use a magnetic ring to stick to the inside and outside of the case to achieve magnetic absorption

2. How to adjust the volume of the speaker

You can control the volume by adjusting the volume of your device, such as increasing and decreasing the volume of your phone.

3. Bluetooth name "C01" not found

You can try turning Bluetooth search back on while restarting the speaker.

4. The Bluetooth connection is disconnected

The wireless connection distance of this product is 10~15 meters, and the connection may be disconnected if it exceeds the range. Or in the signal shielding area will also affect the normal connection

5. After receiving the product, the machine cannot be opened or there is no response to start

It is possible that the device has no power, you can try to charge for a while, the charging indicator is red, if the light is not on, replace the adapter and try to charge again.

Product information :

Product Name: Mini Speaker
Model: C01
FCC ID:2BNFO-C01A
Supported Channels: Mono
Output Power: 3W
Input Current: 5V1A
Battery Capacity: 400mAh
Transmission Distance: 10m
Usage Duration: 3~4h
Product Material: Plastic
Product Dimension: 38*58mm
Product Weight: 62±3g
Manufacturer: Shenzhen Xutao Electronics Co.,Ltd
Address:Unit 301, Dawangshan Rainbow Residence, No.1007
Xihuan Road, Dawangshan Community, Shajing District,
Bao'an District, Shenzhen, GuangDong China

Package list:

- | | |
|-------------------|--------------------|
| 1. mini Speaker*1 | 2. Magnetic ring*2 |
| 3. Lanyard*1 | 4. USB cable*1 |
| 5. user manual*1 | |

Service Description:

If you encounter any issues with the machine, refer to the user manual or contact us for assistance.

FCC Statement :

This equipment has been tested and found to comply with the limits for a Class B digital device, pursuant to part 15 of the FCC Rules. These limits are designed to provide reasonable protection against harmful interference in a residential installation. This equipment generates, uses and can radiate radio frequency energy and, if not installed and used in accordance with the instructions, may cause harmful interference to radio communications. However, there is no guarantee that interference will not occur in a particular installation. If this equipment does cause harmful interference to radio or television reception, which can be determined by turning the equipment off and on, the user is encouraged to try to correct the interference by one or more of the following measures:

- Reorient or relocate the receiving antenna.
 - Increase the separation between the equipment and receiver.
 - Connect the equipment into an outlet on a circuit different from that to which the receiver is connected.
 - Consult the dealer or an experienced radio/TV technician for help.
- Caution: Any changes or modifications to this device not explicitly approved by manufacturer could void your authority to operate this equipment.

This device complies with part 15 of the FCC Rules. Operation is subject to the following two conditions: (1) This device may not cause harmful interference, and (2) this device must accept any interference received, including interference that may cause undesired operation.

Portable

RF Exposure Information
The device has been evaluated to meet general RF exposure requirement. The device can be used in portable exposure condition without restriction.