



ENGLISH DESCRIPTION ON THE BACK

iCam365 Quick Operation Manual
WIFI camera



Please scan the QR code
above for download
"iCam365" APP

20210618

A Connect the device

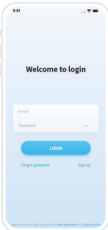


Download the app
Use the "Scan" function of your mobile phone to scan the QR code,
download and install the "iCam365" APP



Connect power
Connect the device to the power supply and wait for about 1 minute

B Add device



01.Log in



02.Add device



03.Scan the QR code
of the fuselage



04.Waiting for a
utomatic recognition



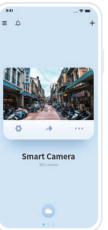
05.Select the WIFI to connect to
and enter the password



06.Waiting to configure
the network



09.The addition is complete,
the device is named

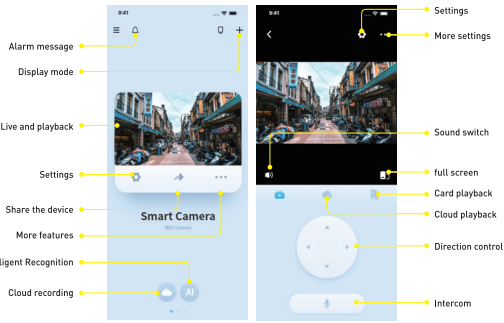


The device will appear
on your homepage

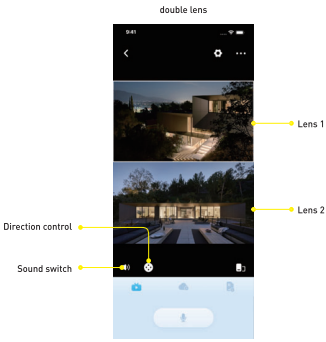
App will be updated continuously, and the interface is subject to App

C Function Description

App will be updated continuously, and the interface is subject to App



App will be updated continuously, and the interface is subject to App



D Common problem

Problems	Solution
What should I do if the device is unsuccessfully added?	Check whether the WiFi password is correct, and the network can be connected correctly, then RESET the camera, and add it again after completion.
How to download video?	Click the video area and then click the "+" sign to select the videos.
What if the display device is offline?	First confirm whether the power supply and network are normal, and there is no problem before powering off the camera and restarting it, If the connection is still disconnected
The memory card is full, what should I do?	No manual processing is required, When the remaining memory card capacity is less than or equal to 500M, the camera will automatically overwrite the oldest video files.
The memory card shows no memory card or abnormal	1, The camera does not support hot swapping, When inserting a memory card, it needs to be powered off, Please restart the camera, 2, The memory card is still not recognized after restarting the camera, please replace with a new card and test again, 3, If the new card is still not recognized, the card slot may be damaged or the cable is faulty, Contact the supplier to replace the device.
What should I do if I cannot receive the warning message?	Confirm whether the system has turned off the message push permission of iCam365, If it is turned off, please turn on the "message notification" permission in the phone settings and check whether the message push is turned off in the device settings. Alarm messages are stored for up to 7 days



Scan QR code to download "iCam 365" APP

This device complies with part 15 of the FCC Rules. Operation is subject to the following two conditions: (1) This device may not cause harmful interference, and (2) this device must accept any interference received, including interference that may cause undesired operation.

Any Changes or modifications not expressly approved by the party responsible for compliance could void the user's authority to operate the equipment.

Note: This equipment has been tested and found to comply with the limits for a Class B digital device, pursuant to part 15 of the FCC Rules. These limits are designed to provide reasonable protection against harmful interference in a residential installation. This equipment generates uses and can radiate radio frequency energy and, if not installed and used in accordance with the instructions, may cause harmful interference to radio communications. However, there is no guarantee that interference will not occur in a particular installation. If this equipment does cause harmful interference to radio or television reception, which can be determined by turning the equipment off and on, the user is encouraged to try to correct the interference by one or more of the following measures:

- Reorient or relocate the receiving antenna.
- Increase the separation between the equipment and receiver.
- Connect the equipment into an outlet on a circuit different from that to which the receiver is connected.
- Consult the dealer or an experienced radio/TV technician for help.
- This equipment complies with FCC radiation exposure limits set forth for an uncontrolled environment. This equipment should be installed and operated with minimum distance 20cm between the radiator & your body.