

Wireless Bluetooth pet locator Device

HW-PET10

Device Installation

(1) Device Inspection:

Ensure the device is in good condition and all relevant accessories are included.

(2) SIM Card Installation:

Insert the SIM card into the designated slot with care, avoiding excessive force. Never insert or remove the SIM card while the device is powered on. Ensure the SIM card is capable of accessing the internet.

(3) Optimal Terminal Placement:

A. Waterproofing: Choose a dry location that is less prone to water exposure, and keep the device away from air conditioning vents to prevent internal condensation, which can significantly impact its lifespan.

B. Shock Absorption: Avoid installing the terminal in a location subject to prolonged and intense vibrations.

C. Anti-Interference: Keep the terminal away from in-car multimedia and intercom electronic devices to prevent conduction and radiation interference.

SMS remote online configuration

The specific format for setting up online via SMS is as follows:

Edit the SMS content:

<SPBSJ*P:BSJGPS*Q:y.gpstracktech.com:7788*N:17811113333*A: XXX>

SPBSJ

SMS header

*P:BSJGPS

password

*Q:y.gpstracktech.com:7788

TCP IP/Port

*N:17811113333

Local number (Up to 15 digits)

*A:XXX

APN (Up to 25 digits)

1. Download the APP [TracePet]



Google Play

Android version download

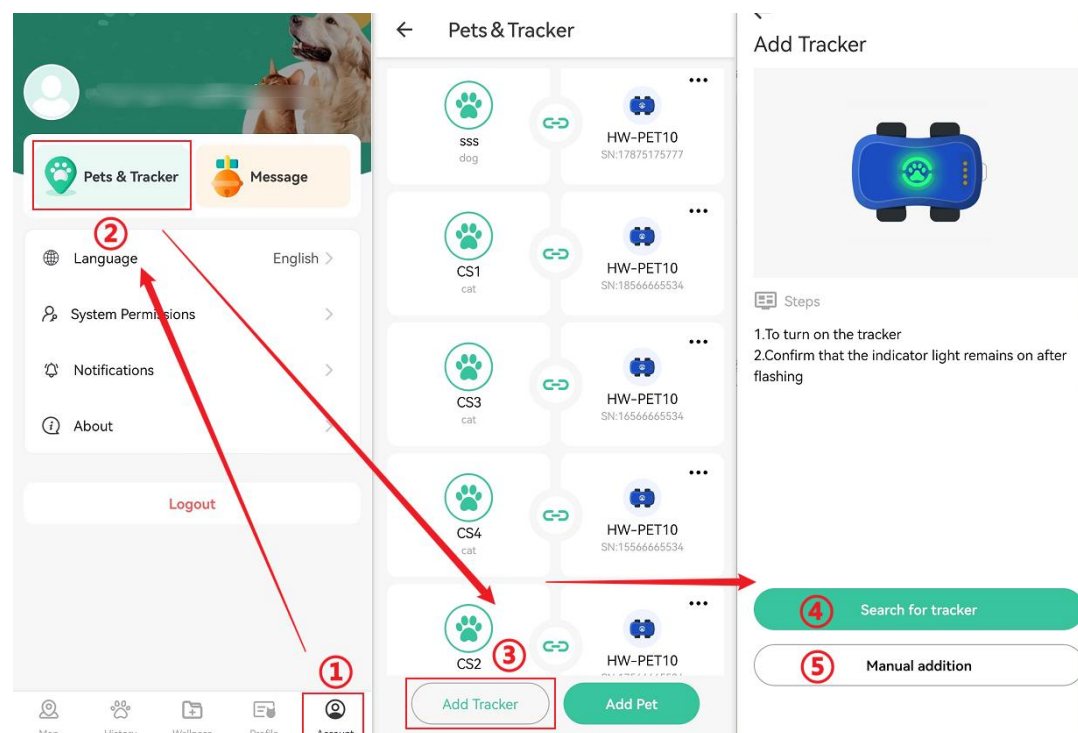


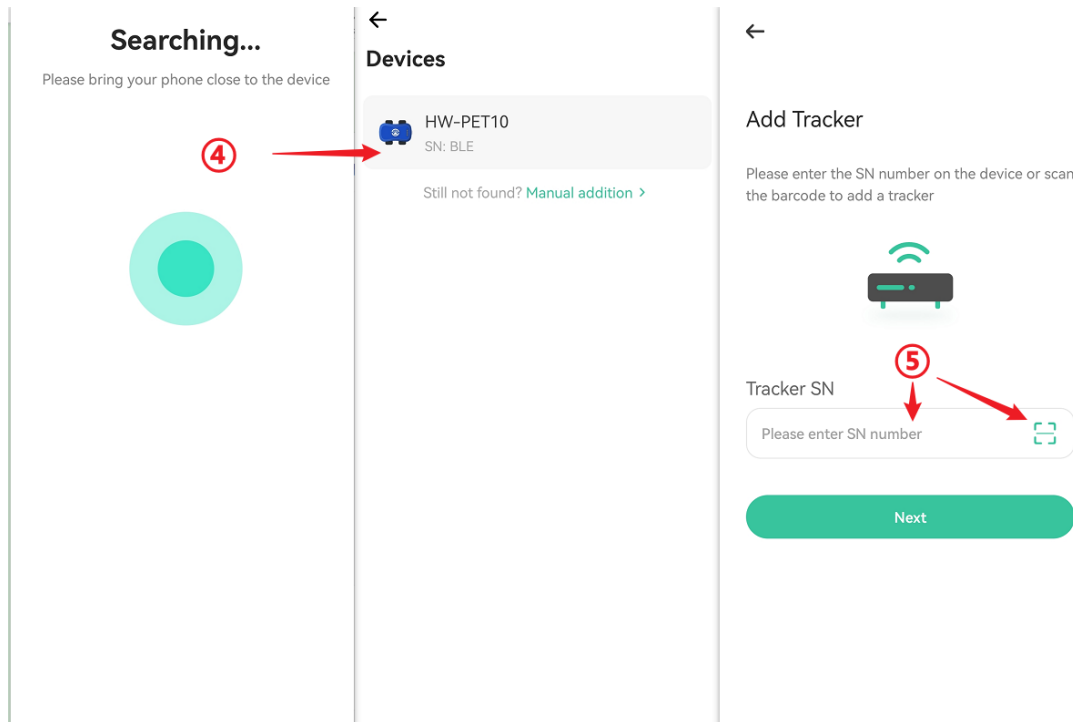
iOS APP Store

IOS version download

2. Bind and add the device


When you register an account and log in at the first time, a "Add Tracker" device page will pop up. To add a device again, follow the steps in the following figure (①, ②, ③). Binding devices can be automatically searched through "④" or manually entered with the SN number through "⑤". (Confirm to add successfully)





3. Operating instructions

Press the button for 1 second to turn on the device, press it for 5 seconds to turn it off, and press the button once in the off state to wake up the status light.



This device complies with part 15 of the FCC Rules. Operation is subject to the following two conditions: (1) This device may not cause harmful interference, and (2) this device must accept any interference received, including interference that may cause undesired operation.

Any Changes or modifications not expressly approved by the party responsible for compliance could void the user's authority to operate the equipment.

Note: This equipment has been tested and found to comply with the limits for a Class B digital device, pursuant to part 15 of the FCC Rules. These limits are designed to provide reasonable protection against harmful interference in a residential installation. This equipment generates uses and can radiate radio frequency energy and, if not installed and used in accordance with the instructions, may cause harmful interference to radio communications. However, there is no guarantee that interference will not occur in a particular installation. If this equipment does cause harmful interference to radio or television reception, which can be determined by turning the equipment off and on, the user is encouraged to try to correct the interference by one or more of the following measures:

- Reorient or relocate the receiving antenna.
- Increase the separation between the equipment and receiver.
- Connect the equipment into an outlet on a circuit different from that to which the receiver is connected.
- Consult the dealer or an experienced radio/TV technician for help.

-Specific Absorption Rate (SAR) information

SAR tests are conducted using standard operating positions accepted by the FCC with the Wireless Bluetooth pet locator Device transmitting at its highest certified power level in all tested frequency bands, although the SAR is determined at the highest certified power level, the actual SAR level of the Wireless Bluetooth pet locator Device while operating can be well below the maximum value. Before a new model Wireless Bluetooth pet locator Device is available for sale to the public, it must be tested and certified to the FCC that it does not exceed the exposure limit established by the FCC, tests for each Wireless Bluetooth pet locator Device are performed in positions and locations as required by the FCC.

-For body worn operation, this model Wireless Bluetooth pet locator Device has been tested and meets the FCC RF exposure guidelines when used with an accessory designated for this product or when used with an accessory that contains no metal and that positions the handset a minimum of 0 cm from the body.

Non-compliance with the above restrictions may result in violation of RF exposure guidelines.