

## 设备连接


### 操作1:NFC配对设备

- 进入NFC激活,保持亮屏状态,将设备放置手机背面NFC识别区域,停滞2s即可激活成功。

## Connection of Device

### Step 1:Use NFC to pair with the digital device

- Enter NFC activation, keep screen on, tap the device to phone's NFC area, and pause for 2s for successful activation.





NFC激活  
NFC tapping

### 操作2:激活翻译器功能

- 长按设备的多功能按钮直到设备呼吸灯闪烁。
- 进入SOON App,点击左上角“未连接”,连接"SOON.AI-Card",完成激活。

### Step 2:Activate translation

- Press and hold the multi-function button of the device until its breathing light flashes.
- Enter the Soon App, click "Not Connected" in the upper left corner, and connect "Soon.AICard" to complete activation.



### 更多帮助

扫码下载SOOn App  
访问官网soon.jiatui.com

### For more help

Activate with SOON App  
Scan to download  
Or visit us at soon.jiatui.com



设备使用

功能1:快速分享你的名片

·完成绑定后,只需将你的SOON设备NFC区域轻触对方手机,即可将你的名片资料传递出去,且对方不需要下载App。

Use of Device

Function 1: Quickly share your business card

· After binding, tap your SOON device to the NFC area of another person's phone to deliver your business card's information without other people having to download App.



功能2:翻译功能——跨平台翻译

·成功绑定设备后,进入SOON App。  
·进入‘跨应用翻译’模式,选择你需要翻译的语言。  
·保持悬浮窗口为运行模式,长按设备多功能按钮,对着手机说话,你所在软件的对话框将自动输入你想翻译的语言,同时,播报翻译的内容。

Function 2: Cross-platform translation

· After successfully binding the device, enter the SOON App.  
· Select the language to be translated and enter the "Cross-App Translation" mode.  
· Keep floating window in operation mode, press and hold the multi-function button of the device, and speak to your phone. The dialog box of your software will automatically enter the language you want to translate, and at the same time, the translated content will be broadcast.



使用说明  
User Instruction



**FCC Warning:**

This equipment has been tested and found to comply with the limits for a Class B digital device, pursuant to part 15 of the FCC Rules. These limits are designed to provide reasonable protection against harmful interference in a residential installation. This equipment generates, uses and can radiate radio frequency energy and, if not installed and used in accordance with the instructions, may cause harmful interference to radio communications. However, there is no guarantee that interference will not occur in a particular installation. If this equipment does cause harmful interference to radio or television reception, which can be determined by turning the equipment off and on, the user is encouraged to try to correct the interference by one or more of the following measures:

- Reorient or relocate the receiving antenna.
- Increase the separation between the equipment and receiver.
- Connect the equipment into an outlet on a circuit different from that to which the receiver is connected.
- Consult the dealer or an experienced radio/TV technician for help.

**Caution:** Any changes or modifications to this device not explicitly approved by manufacturer could void your authority to operate this equipment.

This device complies with part 15 of the FCC Rules. Operation is subject to the following two conditions:

(1) This device may not cause harmful interference, and (2) this device must accept any interference received, including interference that may cause undesired operation.

This equipment complies with FCC radiation exposure limits set forth for an uncontrolled environment. This equipment should be installed and operated with minimum distance 0cm between the radiator and your body.