

# ***PLAYMAKER +***

GPS SMART WATCH

***USER MANUAL***

# TABLE OF CONTENTS

<b>FEATURES.....</b>	<b>4</b>
<b>GET TO KNOW THE PLAYMAKER+ .....</b>	<b>5</b>
<b>WHAT'S IN THE BOX?.....</b>	<b>5</b>
<b>PLAYMAKER+ SET UP.....</b>	<b>6</b>
<b>ABOUT DEVICE / SETTINGS .....</b>	<b>7</b>
GENERAL.....	7
WATCH FACES .....	8
ACTION BUTTON .....	8
GOLF OPTION .....	8
ACTIVITY OPTION .....	8
ABOUT .....	9
<b>HOW TO USE PLAYMAKER+ .....</b>	<b>9</b>
GOLF MODE .....	9
ACTIVITY SCREENS.....	9
SCORE CARD .....	9
FITNESS CARD .....	9
MUSIC CARD .....	9
WEATHER CARD .....	10
TIMER CARD.....	10
ALARM CARD .....	10
<b>PRODUCT SPECIFICATIONS.....</b>	<b>10</b>
<b>Important Safety Instruction.....</b>	<b>12</b>
<b>WARNING .....</b>	<b>13</b>
<b>COMPLIANCE.....</b>	<b>14</b>
<b>Warranty .....</b>	<b>16</b>

# FEATURES

- *TOUCH SCREEN DISPLAY*
- *BUILT-IN GPS DISTANCES*
- *AUTO-COURSE RECOGNITION*
- *ADVANCED SCORING*
- *DYNAMIC GREEN VIEW*
- *HAZARD DISTANCES*
- *SHOT TRACKING*

SUPPORTED BY



THE ULTIMATE GPS GOLF APP

Get access to 40K global course maps, track your shots, analyze your stats and unlock new features in your Playmaker+ to take your game to the next level.

## GET TO KNOW THE PLAYMAKER+

1. Power Action Button
2. Touch Screen Display
3. Cover Glass
4. USB-C Charge & Data Port (Input/Output)

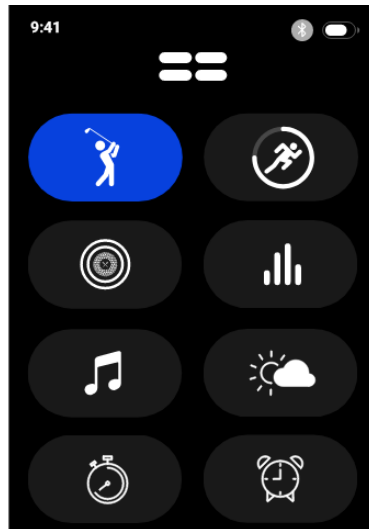
## WHAT'S IN THE BOX?

- The Playmaker+ smart watch
- USB-C to POGO Charging/Data Cable
- Blue Tees Golf Crossed Tees Sticker
- Blue Tees Cleaning Cloth
- Playmaker+ Quick Step Guide (with translations)

# PLAYMAKER+ SET UP


## HOW TO START / SETTINGS

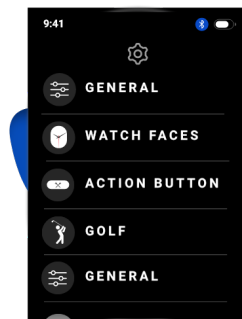
1. Fully charge the watch and download the Blue Tees Golf Game App on your phone
2. Press and hold the [X] Crossed Tees Action/Power Button on the side of the watch to Power ON.
3. Once powered on, pair your watch with your phone following the instruction in the App, this will set the time on your watch to your time zone.
4. Another option to set the time is to use GPS information
  - GPS satellite connectivity requires you to be OUTSIDE, at least 15 meters away from the nearest building/tree.
  - Activate the Golf option on the watch to trigger the GPS acquisition and follow instruction on the screen.
5. To navigate to the menu of the watch swipe up from the watch face to access the full menu of the watch.



## ABOUT DEVICE / SETTINGS



Create a fully customized experience within your device settings by turning on/off your desired golf or activity features, selecting your favorite color mode and brightness, choose your specific device language, unit of measurement, change your watch face, and more. From the Main watch face , swipe up to the main menu and scroll down to access the  icon, tap it.



### GENERAL

will give you access to the configuration of the watch

**DAYLIGHT SAVING** – OFF is default: Select between Standard Time or Daylight Savings Time (USA)

<b>ON</b>	OFF
-----------	-----

**LANGUAGE** – ENGLISH is Default: Select device language

ENGLISH			
SPANISH	FRENCH	FRENCH CANADIAN	GERMAN
ITALIAN	PORTUGUESE	SWEDISH	DUTCH

**BRIGHTNESS** – 100 is Default: Select device screen brightness

-	100	+
---	-----	---

**BLUETOOTH** – Pair is Default: You can unpair the watch from the current phone

**DISPLAYED TIME** – 12 HOUR is Default: Choose either 12 HOUR or 24 HOUR time display

<b>12 HOUR</b>	24 HOUR
----------------	---------

## WATCH FACES

Allow to select you prefer way of displaying the time from a carousel of watch faces.

## ACTION BUTTON

The Action Button creates a completely customizable, multi-functional experience in Playmaker+. It allow to configure the use case for the side button of the watch choosing what feature to associate with pressing it from the list.

## GOLF OPTION

The Golf Button allow to customize your golf experience.

### MAP COLOR –

<b>DARK</b>	LIGHT
COLOR	

### UNITS –Select display units

<b>TANDARD</b>	METRIC
----------------	--------

### BRIGHTNESS – 100 is Default: Select device screen brightness

-	100	+
---	-----	---

### BLUETOOTH – Pair is Default: You can unpair the watch from the current phone

### DISPLAYED TIME – 12 HOUR is Default: Choose either 12 HOUR or 24 HOUR time display

<b>12 HOUR</b>	24 HOUR
----------------	---------

## ACTIVITY OPTION

The Activity Button allow to enter your anthropometric information's for a better tracking of your calories burn

**MY WEIGHT (LB)** – *indicate* your weight in LBs

**MY HEIGHT (FT)** – Indicate your Height

**GENDER** – indicate your Gender

# ABOUT

Display information about the watch like the version of the Firmware, and legal information

## HOW TO USE PLAYMAKER+

### GOLF MODE

< SWIPE LEFT TO RIGHT >

- GREEN VIEW – Tap the green pin-placement for a more precise yardage
- DYNAMIC HAZARD – Displays up to 4 of the most relative hazards
- GPS DISTANCES – Front / Center / Back GPS Distances
- SHOT TRACKING – Track the distance of up to 4 shots on each hole
- ADVANCED SCORING – Save your fairway and green in regulation data
- SIMPLE SCORING – Record your score and putts on each hole

### ACTIVITY SCREENS

< Select Activity >

- Select goals: Steps, Time, Miles or Calories
- Press Start to launch the activity

### SCORE CARD

< SWIPE LEFT to RIGHT, UP / DOWN >

- Access your latest Golf score card

### FITNESS CARD

< Select Activity >

- Access your daily, weekly and monthly average fitness information's

### MUSIC CARD

< Select Activity >



- When you connect Playmaker+ and Player+ to the Blue Tees Game App, the Music Control screen can control the volume, Play/Pause your music, as well as change from previous to the next song.

## WEATHER CARD

< Select Activity >

- Display weather information at your location

## TIMER CARD

< SELECT TIME >

- Set a timer for the selected time as a reminder

## ALARM CARD

< Select TIME >

- Program Alarm

## PRODUCT SPECIFICATIONS

	FINAL
Brand Identification	Blue Tees Golf
Product Type	GPS WATCH
Model Name	Playmaker+
FCCID	
ICCID	
Bluetooth Version	BT 5.2 (S0C)
RF Carrier Frequency	2.4 GHz
Bluetooth Working Distance	Up to 50m (~150ft)

Display Type	OLED
Display Size	
Display Resolution	
Display Color	256 Color
Display Brightness	
Display Pixel Pitch	0
Battery Type	Lithium Ion
Battery Capacity	340 mAh
Operating Time (Active GPS)	4+ Hours
Charging Time	
Battery Certification	
Input Voltage / Current	5V
Waterproof Grade	IP67
Dimensions	
Weight	

**Note:** Important instructional step

## Important Safety Instruction

**PLEASE READ THIS USER MANUAL COMPLETELY BEFORE OPERATING THIS UNIT AND RETAIN THIS BOOKLET FOR FUTURE REFERENCE.**

### **IMPORTANT SAFETY INSTRUCTIONS:**

To help ensure reliable operation, the following care and maintenance guidelines are recommended:

1. Do not disassemble or repair this device personally, otherwise it may cause product damage or personal injury.
2. Do not use it in dusty, humid, dry, and high-temperature environments.
3. Do not place this product near mechanical vibration, a heat source, in direct sunlight, or in dusty areas.
4. In order to reduce the risk of fire, please do not cover this product with newspapers, tablecloths, curtains, etc., during use.
5. If the product is damaged (~~power cord or plug is damaged~~, liquid enters or objects fall into the device, unable to operate normally or falls, etc.) it must be repaired.
6. When the product is fully charged, do not connect it to the charger for further long-time charging.
7. The maximum ambient temperature should not exceed 45°C.
8. Please read this manual carefully before use and store it for reference.
9. For the first use, please fully charge this product.
10. Use a certified adapter that has passed the national safety certification.
11. Be sure to fully charge once a month to maintain its performance.
12. Do not use this product in an extremely cold or hot environment. (Temperature range is beyond 5°C-40°C) If used beyond the range, the product may stop automatically to protect the internal circuit.
13. When charging in a high temperature environment, the product may automatically stop charging to protect the battery. The charging indicator will quickly flash to indicate that the environmental temperature or the product internal temperature is too high.
14. Storage environment temperature: -5°C ~ 35°C RH<70% (recommended 25°C±5).
15. Avoid exposing the unit to extreme environmental conditions for a prolonged period of time.
16. The unit is IPX7 rated; it is water resistant, but not waterproof. Units should not be submerged in any liquids.
17. Avoid severe impacts on the unit.

## Cleaning and Care

18. You may clean the unit occasionally with a soft, damp cloth.
19. DO NOT expose the unit to strong chemicals such as gasoline.
20. and alcohol, as they will damage the unit.
21. Store the unit in a dry place when it is not in use.

## WARNING

Do not attempt to open the Playmaker+. Unit contains a lithium ion battery.

- Do not attempt to open, disassemble or service the internal battery. The battery is not replaceable.
- Do not crush, puncture or short the battery's external contacts.
- Do not expose to temperatures above 140° F (60° C). Do not charge battery when temperature is over 113° F (45° C). Do not store unit in temperatures above 113° (45° C) or below 32° F (0° C).
- Properly recycle or dispose of the battery. Do not dispose in fire or water.

### Legal Disclaimer

By using this product, you agree that Blue Tees Enterprises, LLC Products will not be held legally responsible for any injury or damage to you or any person or property caused by the user's improper operation and/or poor judgment while using this product.  
Note: See Limited Warranty for other limitations to our liability.

Blue Tees GPS Website [www.XXXXX.com](http://www.XXXXX.com) is the best online resource for all our Golf GPS product owners, including product support, FAQs, etc. Registering your Blue Tees Playmaker+ via [www.XXXXcom](http://www.XXXXcom) is not required but will ensure you have access to the latest updated GPS course data.

# COMPLIANCE

## FCC Caution

a、 § 15.19 Labeling requirements.

This device complies with part 15 of the FCC Rules. Operation is subject to the following two conditions: (1) This device may not cause harmful interference, and (2) this device must accept any interference received, including interference that may cause undesired operation.

b、 § 15.21 Changes or modification warning.

Any Changes or modifications not expressly approved by the party responsible for compliance could void the user's authority to operate the equipment.

c、 § 15.105 Information to the user.

Note: This equipment has been tested and found to comply with the limits for a Class B digital device, pursuant to part 15 of the FCC Rules. These limits are designed to provide reasonable protection against harmful interference in a residential installation. This equipment generates uses and can radiate radio frequency energy and, if not installed and used in accordance with the instructions, may cause harmful interference to radio communications. However, there is no guarantee that interference will not occur in a particular installation. If this equipment does cause harmful interference to radio or television reception, which can be determined by turning the equipment off and on, the user is encouraged to try to correct the interference by one or more of the following measures:

- Reorient or relocate the receiving antenna.

- Increase the separation between the equipment and receiver.

- Connect the equipment into an outlet on a circuit different from that to which the receiver is connected.

## IC Caution

This device complies with Industry Canada licence-exempt RSS standard(s). Operation is subject to the following two conditions:

(1) This device may not cause interference, and

(2) This device must accept any interference, including interference that may cause undesired operation of the device.

Le présent appareil est conforme aux CNR d'Industrie Canada applicables aux appareils radio exempts de licence. L'exploitation est autorisée aux deux conditions suivantes:

(1) l'appareil ne doit pas produire de brouillage, et

(2) l'utilisateur de l'appareil doit accepter tout brouillage radioélectrique subi, même si le brouillage est susceptible d'en compromettre le fonctionnement

RF warning for Portable device

The device has been evaluated to meet general RF exposure requirement. The device can be used in portable exposure condition without restriction.

## Regulatory certification

[Go to Settings -> About](#)

## Radiation Exposure Statement:

This device complies with the Industry Canada portable RF exposure limit set forth for an uncontrolled environment and is safe for the intended operation as described in this manual.

Further RF exposure reduction can be achieved if the product can be kept as far as possible from the user's body or if the device is set to a lower output power if such function is available.

#### **Disposal of Electric and Electronic Equipment:**

(Applicable in the EU and other European countries with separate collection systems)

This equipment contains electric and/or electronic parts and must therefore not be disposed of as normal household waste. Instead, it should be disposed at the respective collection points for recycling provided by the communities. For you, this is free of charge.

If the equipment contains exchangeable (rechargeable) batteries, these too must be removed before and, if necessary, in turn be disposed of according to the relevant regulations (see also the respective comments in this unit's instructions).

Further information about the subject is available at your community administration, your local waste collection company, or in the store where you purchased this equipment.

FCC ID: 2A5DA-RNGR

IC ID: 28315-RNGR

MADE IN Taiwan

#### **Regulatory certification**

[Go to Settings -> About](#)

#### **Disposal of Electric & Electronic Equipment**

(Applicable in the EU and other European countries with separate collection systems)

This device contains electric parts, therefore, it cannot be disposed of as normal household waste. Instead, it should be taken to your respective collection point for community recycling, your local waste company or the store where you originally purchased your device.

**WARNING:** this device contains a neodymium magnet. Magnets could affect the functioning of pacemakers and implanted heart defibrillators. If you use these devices, keep sufficient distance from the magnet. Warn others who wear these devices from getting too close to magnets. Magnet may lose part of its adhesive force permanently if exposed to temperatures above 1750F (800C). Magnets produce far-reaching, strong magnetic fields. They could damage TVs and laptops, computer hard drives, credit and atm cards, data storage media, mechanical watches, hearing aids and speakers. Keep unit away from devices and objects that could be damaged by strong magnetic fields.

## **Warranty**

### **Enhanced Warranty: Playmaker+ Handheld GPS:**

At Blue Tees Golf®, we offer our enhanced extend a two (2) warranty on your Playmaker+ handheld GPS, covering any defects in materials and workmanship from the date of purchase.

The Playmaker+'s battery has a warranty of six (6) months. During the Warranty Period, if a Product is delivered with manufacturing defects, We stand behind our products and, in case of a defect, we commit to either repair or replace your device. For this, simply return the product using our prepaid postage labels, ensuring a hassle-free experience. Please retain your proof of purchase for warranty validation.

In an effort to offer extended coverage, our warranty now includes the glass screen, but it excludes damage resulting from misuse, improper handling, or incorrect installation. For all your maintenance needs, we recommend our Blue Tees Golf® Authorized Service Department to maintain the warranty's validity.

We advise against the use of polish or buffing compounds on the screen as they could deteriorate the factory surface. Any usage of such materials will void the warranty. Instead, consult our Blue Tees Golf customer service team for any questions. authorized service centers for any repair needs.

At Blue Tees Golf®, we're committed to quality and your overall satisfaction. Trust our enhanced warranty for your Playmaker+ handheld GPS.