



## 用户使用手册 User Manual

### BleeqUp Ranger 蓝牙控制器

制造商:北京致敬未知科技有限公司  
制箱:support@bleeup.com

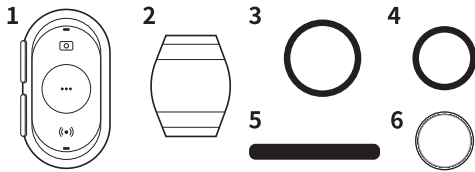
型号: WTB1T100A  
网址:www.bleeup.com

### BleeqUp Ranger BlueTooth Controller

Beijing Honor The Unknown Technology Co., Ltd Model: WTB1T100A  
EMAIL:support@bleeup.com Website:www.bleeup.com

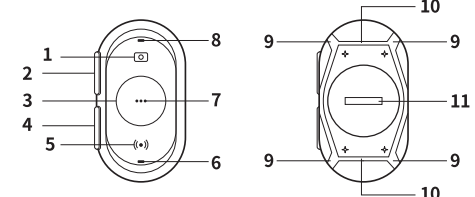
EC REP Importer in Europe: SCXXXXXXXL Bucxxxxxxxxxxxxx.scara 1.Eta5j Ap29

## 包装清单 Packaging List



- 1 BleeqUp Ranger蓝牙控制器
- 2 安装垫片
- 3 大号安装皮筋
- 4 小号安装皮筋
- 5 魔术贴绑带
- 6 纽扣电池
- 7 Status indicator LED
- 8 Shooting indicator LED
- 9 Silicone strap buckle
- 10 Velcro strap hole
- 11 battery cover

## 产品介绍 Product Introduction



- 1 拍摄键
- 2 音量&电源键
- 3 播放&语音助手键
- 4 音量键
- 5 对讲键
- 6 对讲指示灯
- 7 状态指示灯
- 8 拍摄指示灯
- 9 硅胶绑带卡扣
- 10 魔术贴绑带穿孔
- 11 电池盖
- 1 Shooting button
- 2 Volume&power button
- 3 Play&Voice Assistant Key
- 4 Volume button
- 5 Intercom button
- 6 Intercom indicator LED
- 7 Status indicator LED
- 8 Shooting indicator LED
- 9 Silicone strap buckle
- 10 Velcro strap hole
- 11 battery cover

## 开始使用 Quick Guide & Start Using

本产品仅作为BleeqUp Ranger智能运动眼镜的配件使用。  
This product is only used as an accessory for BleeqUp Ranger AI Sports Glasses.

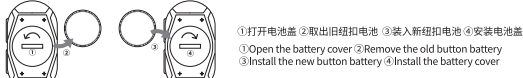
### 首次使用 First use

首次使用时,需将CR2032纽扣电池安装到蓝牙控制器。按一下任意键,蓝牙控制器开机。  
When using it for the first time, install the CR2032 button battery to the Bluetooth controller.  
Press any key to turn on the Bluetooth controller.



### 电池更换 Battery replacement

本产品使用CR2032纽扣电池,不支持充电,当电池电量不足时,状态指示灯会闪5次红光,此时需更换电池。注意:长时间不用,需要将电池取出,避免电池长时间不用,导致电池膨胀、漏液等腐蚀产品,从而使产品无法运行。  
This product uses CR2032 button batteries and does not support charging. When the battery is low, the status indicator light will flash red 5 times, and the battery needs to be replaced. Note: If the battery is not used for a long time, it needs to be removed to avoid corrosion of the product such as battery swelling and leakage, which may cause the product to malfunction.



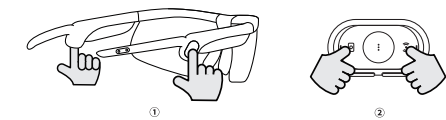
### 控制器安装到自行车车把 Controller installed on bicycle handlebar

在保证安全的前提下,使用附带的橡皮筋或魔术贴绑带将控制器固定在车把空闲处。  
On the premise of ensuring safety, use the attached rubber band or Velcro strap to fix the controller in the idle part of the handlebar.

### 控制器与眼镜蓝牙配对 Controller and glasses Bluetooth pairing

①同时长按BleeqUp Ranger智能运动眼镜的左右侧键按键5秒,蓝色状态指示灯循环呼吸闪烁,表示眼镜进入到蓝牙配对状态。②同时长按蓝牙控制器的拍摄键和对讲键5秒,绿色状态指示灯循环呼吸闪烁,表示蓝牙控制器进入到蓝牙配对状态,正在与眼镜配对。蓝牙控制器绿色状态指示灯亮2秒后熄灭,同时眼镜状态指示灯熄灭,配对成功。

①Press and hold the left and right temple buttons of the BleeqUp Ranger smart sports glasses for 5 seconds at the same time. The blue status indicator light will cycle and flash, indicating that the glasses have entered the Bluetooth pairing state. ②Press and hold the shooting button and intercom button of the Bluetooth controller for 5 seconds at the same time. The green status indicator light will cycle and flash, indicating that the Bluetooth controller has entered the Bluetooth pairing state. The green status indicator light on the Bluetooth controller will turn off after 2 seconds, and the glasses status indicator light will also turn off. The pairing is successful.



### 拍摄 Shoot

长按拍摄键2秒,拍摄指示灯白色循环呼吸闪烁,启动视频拍摄。再次长按拍摄键2秒,结束视频拍摄,拍摄指示灯熄灭。拍摄视频中,单击拍摄键,记录当前时间点的照片(打点)。未拍摄视频时,单击拍摄键,拍摄照片,此时拍摄指示灯呈白色呼吸闪烁两次。

Press and hold the shooting button for 2 seconds, and the shooting indicator light will blink with white cyclic breathing to start video shooting. Press and hold the shooting button again for 2 seconds to end video shooting, and the shooting indicator light will go out. While shooting a video, click the Shoot button to record a photo (record) at the current point in time. If you are not shooting a video, click the Shoot button to take a photo. At this time, the Shoot indicator light turns white and flashes twice.



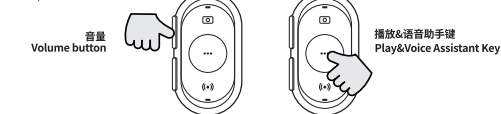
### 对讲 Intercom

长按对讲键,静音您的麦克风,其他人听不到您的声音,但您可以听到其他人的声音,对讲指示灯呈黄色循环闪烁。再次单击对讲键,解除静音您的麦克风,对讲指示灯熄灭。对讲时,长按对讲键2秒,静音对讲中的所有声音,静音所有人时,其他人听不到您的声音,同时您也无法听到其他人的声音,对讲指示灯呈红色循环闪烁。再次长按对讲键2秒,取消所有人静音,对讲指示灯熄灭。

During intercom, click the intercom button to mute your microphone. Others cannot hear your voice, but you can hear their voices. The intercom indicator light flashes yellow in a cycle. Click the intercom button again to unmute your microphone and the intercom indicator light will go out. During the intercom, press and hold the intercom button for 2 seconds to mute everyone in the intercom. When mute everyone, no one else can hear your voice, and you cannot hear anyone else's voice either. The intercom indicator light will blink in a red cycle. Press and hold the intercom button again for 2 seconds to unmute everyone and turn off the intercom indicator light.

### 基础操作 Basic operation

蓝牙控制器在关机状态,按一下任意键开机。蓝牙控制器在开机状态,长按电源键5s关机。单击音量键,实现音量增加或减小,可通过App自定义音量增/减键的位置。播放流媒体时,单击播放&语音助手键,暂停或播放流媒体。播放流媒体时,连续2次单击播放&语音助手键,切换到下一个流媒体。来电或通话时,连续2次单击播放&语音助手键,可接听或挂断电话。播放流媒体时,连续3次单击播放&语音助手键,切换到上一个流媒体。来电时,长按播放&语音助手键2秒,可接听来电。非通话状态下,长按播放&语音助手键2秒,可唤醒语音助手。When the Bluetooth controller is turned off, press any key to turn it on. When the Bluetooth controller is turned on, press and hold the power button for 5 seconds to turn it off. When playing Streaming Media, click the Play & Voice Assistant button to pause or play Streaming Media. When playing Streaming Media, click the Play & Voice Assistant button three times in a row to switch to the next Streaming Media. When playing Streaming Media, click the Play & Voice Assistant button three times in a row to switch to the previous Streaming Media. When making an incoming call, click the Play & Voice Assistant button twice in a row to answer or hang up the call. When receiving an incoming call, long press the Play & Voice Assistant button for 2 seconds to reject the call. When not in a call state, long press the Play & Voice Assistant button for 2 seconds to wake up the voice assistant.



## 安全与保修 Quick Guide & Start Using

### 安全使用指南 Safe usage guide

1.本设备适合16周岁以上人士使用。请将设备及配件放置在儿童(16周岁以下)接触不到的地方。儿童(16周岁以下)可能在无意之中损坏设备及其配件,或吞下配件导致窒息或其他危险。2.本产品电池可更换,更换前,请阅读符合相关安全认证的CR2032纽扣电池。3.请保持设备干燥。请勿在多云、潮湿、高温(如海边)的环境中使用该设备,以免引起设备内电路故障。4.请勿在雷雨天气中使用本设备,雷雨天气可能导致设备故障或电击危险。5.请在高于0摄氏度且低于35摄氏度范围内使用本设备,并在零下20摄氏度至45摄氏度范围内存放设备及其配件。当环境温度过高或过低时,可能会引起设备故障。6.请勿将设备暴露在高温处,或发热设备的周围,如烈日、取暖器、微波炉、烤箱或热水器等。7.请勿拆解或者改装设备、插入异物、或浸入水或其他液体中。8.请勿将设备扔入火中,否则会引起设备的起火。9.请勿跌落、挤压或穿刺设备,避免让设备遭受外部的压力,从而导致设备的损坏、失效、短路。10.本产品包含的部分组件和无线电路装置会发射电磁场。本产品及附带的配件中还可能含有磁体。这些电磁场和磁体可能干扰医疗设备,例如植入耳蜗、助听器、心脏起搏器、除颤器或其他医疗设备。请咨询您的医师和医疗设备生产企业以获得有关医疗设备特定的信息,以及是否需要将植入耳蜗和其他医疗设备与本产品保持安全距离,如果怀疑本产品正在干扰您的医疗设备,请停止使用。11.请按照当地的特定处理设备,不可将设备作为生活垃圾处理。请遵守本设备及其附件处理的本地法令,并支持回收利用。

1.This device is suitable for people aged 16 and above. Please keep the equipment and accessories out of reach of children (under 16 years old). Children (under 16 years old) may inadvertently damage equipment and its accessories, or swallow accessories causing suffocation or other hazards. 2.The battery of this product is replaceable. Before replacement, please purchase CR2032 button batteries that meet relevant safety certifications. 3.Please keep the equipment dry. Do not use the equipment in dusty, dirty, humid, and high salt environments (such as by the sea) to avoid causing circuit failures inside the equipment. 4.Do not use this device during thunderstorms, as thunderstorms may cause equipment malfunction or electric shock hazards. 5.Please use this device within the temperature range of above 0 degrees Celsius and below 35 degrees Celsius, and store the device and its accessories within the temperature range of minus 20 degrees Celsius to 45 degrees Celsius. When the ambient temperature is too high or too low, it may cause equipment failure. 6.Do not expose the device to high temperatures or around heating devices such as strong sunlight, heaters, microwaves, ovens, or water heaters. 7.Do not disassemble or modify the equipment, insert foreign objects, or immerse it in water or other liquids. 8.Do not throw the device into the fire, otherwise it may cause the device to catch fire. 9.Do not drop, squeeze or puncture the equipment to avoid external pressure, which may cause damage, failure or short circuit to the equipment. 10.Some components and wireless devices included in this product emit electromagnetic fields. This product and its accompanying accessories also contain magnets. These electromagnetic fields and magnets may interfere with medical devices such as cochlear implants, hearing aids, pacemakers, defibrillators, or other medical devices. Please consult your physician and medical device manufacturer for specific information about medical devices and whether it is necessary to keep cochlear implants and other medical devices at a safe distance from this product. If you suspect that this product is interfering with your medical device, please stop using it. 11.Please dispose of the equipment according to local regulations and do not dispose of it as household waste. Please comply with local regulations regarding the handling of this device and its accessories, and support recycling actions.

### 有害物质说明

部件名称	有害物质					
	铅(Pb)	镉(Cd)	汞(Hg)	六价铬(Cr VI)	多溴 联苯(PBB)	多溴 二苯(PBDE)
塑胶壳	○	○	○	○	○	○
贴片电阻	○	○	○	○	○	○
贴片电容	○	○	○	○	○	○
贴片二极管	○	○	○	○	○	○
晶体振荡器	○	○	○	○	○	○
焊锡	○	○	○	○	○	○
螺钉	○	○	○	○	○	○
贴片元器件	○	○	○	○	○	○
线路板	○	○	○	○	○	○

本表格依据 SJ/T 11364-2014 的规定编制 ○:表示该有害物质在该部件所有均质材料中的含量均在 GB/T26572-2011规定的限量要求以下 X:表示该有害物质至少在该部件的某一均质材料中的含量超出 GB/T26572-2011规定的限量要求,表中标记“X”的部件,皆因全球技术发展水平限制而无法实现有害物质的替代。印刷电路板组件\*:包括印刷电路板及其零部件,电子元器件等。根据产品型号不同,您所购买的产品可能不会含有以上所有部件。在中华人民共和国境内销售的电子电气产品上将会印有“环保使用期限”符号。圆圈中的数字代表产品的正常环保使用年限



环保回收年限

### Conformity to international regulations

FCC ID: 2BN95T100A  
CMIT ID: XXXXXXXXXX



**FCC COMPLIANCE STATEMENT** This device complies with part 15 of the FCC rules. Operation is subject to the following two conditions: (1) This device may not cause harmful interference, and (2) this device must accept any interference received, including interference that may cause undesired operation. Any Changes or modifications not expressly approved by the party responsible for compliance could void the user's authority to operate the equipment. Note: This device has been tested and found to comply with the limits for a Class B digital device, pursuant to Part 15 of the FCC Rules. These limits are designed to provide reasonable protection against harmful interference in a residential installation. This equipment generates uses and can radiate radio frequency energy and, if not installed and used in accordance with the instructions, may cause harmful interference to radio communications. However, there is no guarantee that interference will not occur in a particular installation. If this equipment does cause harmful interference to radio or television reception, which can be determined by turning the equipment off and on, the user is encouraged to try to correct the interference by one or more of the following measures: -Reorient or relocate the receiving antenna. -Increase the separation between the equipment and receiver. -Connect the equipment into an outlet on a circuit different from that to which the receiver is connected. -Consult the dealer or an experienced radio/TV technician for help.

The remote control has been evaluated to meet general RF exposure requirement. It can be used in portable exposure condition without restriction.

**FCC RF EXPOSURE INFORMATION (SAR)** This device is designed and manufactured not to exceed the emission limits for exposure to radio frequency (RF) energy set by the Federal Communications Commission of the United States. The exposure standard for wireless devices employs a unit of measurement known as the Specific Absorption Rate, or SAR. The SAR limit set by the FCC is 1.6 W/kg. The FCC has granted an Equipment Authorization for this model device with all reported SAR levels evaluated as in compliance with the FCC RF exposure guidelines. While there may be differences between the SAR levels of various devices and at various positions, they all meet the government requirement.

**EU COMPLIANCE STATEMENT** BleeqUp hereby declares that this wireless device is in compliance with Radio Equipment Directive 2014/53/EU and in compliance with Radio Equipment Regulations 2017 (SI 2017 No. 1206). The full text of the EU declaration of conformity is available at the following internet address: www.bleeup.com Radio Frequency and Power: Bluetooth: 2402-2480 MHz < 20 dBm; BLE: 2402-2480 MHz < 20 dBm; This device is restricted to indoor use when operated in the bands 5150-5350 MHz and 5945-6425 MHz (LPI) to reduce the potential for harmful interference to co-channel mobile satellite systems. This device has a maximum specific absorption rate (SAR) of electromagnetic radiation of 1.04 W/kg (body), 0.34 W/kg (head), and complies with CE (EN50360 & EN62311) standard.



**EU DISPOSAL INFORMATION** The symbol above means that, according to local laws and regulations, the Product and/or its battery shall be disposed of separately from household waste. When this Product reaches its end of life, take it to a collection point designated by local authorities. The separate collection and recycling of the Product and/or its battery at the time of disposal will help conserve natural resources and ensure that it is recycled in a manner that protects human health and the environment. **SAFETY CERTIFICATIONS FOR THE PRODUCT'S BATTERIES** This article describes the international safety standards that the Product's batteries meet. All of the Product's batteries are tested, certified, and in compliance with these international safety standards: -United Nations (UN) Transport Regulations UN38.3: Covers battery safety during air transport. -Underwriters Laboratory (UL) 2054: Covers safety of lithium-ion batteries in general use. -UL 60950-1/62368-1 and International Standard IEC 60950-1/62368-1: Cover the use of batteries in information-technology equipment. -International Standard IEC 62133: Covers secondary cells and batteries containing alkaline or other non-acid electrolytes. **WARNING: THE BATTERY CONTAINS NO MERCURY. DO NOT PUNCTURE OR INCINERATE. BATTERY DISPOSAL & WEEE INFORMATION** Luxottica is committed to the proper disposal, reuse, recycling and recovery of batteries and Waste Electrical and Electronic Equipment ("WEEE"). Batteries and WEEE should not be disposed of in normal domestic waste bins.

### 免责声明 Disclaimers

1.请务必在使用产品之前仔细阅读本产品说明书,了解您的合法权益、责任和安全说明,否则可能带来财产损失、安全事故和人身安全隐。一旦使用本产品,即视为您已理解、认可并接受本声明全部条款和内容。2.本产品并非玩具,请勿让儿童(16周岁以下)接触本产品,在有儿童(16周岁以下)出现的场景操作时请务必特别小心注意。3.本产品是一款智能眼镜的配套产品,在电源正常工作及各部件未损坏的情况下将提供辅助控制功能。使用本产品前,请认真检查产品的外观是否损坏。如果产品已损坏或在任何时间发现产品损坏,请勿使用或立即停止使用。4.使用者承诺对自己的行为及因此而产生的所有后果负责。使用者承诺仅出于正当目的使用本产品,并符合所有适用的当地法律、法规和规范性文件。并且同意本条款及BleeqUp可能制定的任何相关政策或者条款。5.BleeqUp不承担因不按本产品说明书使用本产品所造成的任何直接或间接的人身伤害及财产损失的责任。6.BleeqUp保留更新本免责声明的权利,最新的免责声明,请以产品官网以及邮件接收到的版本为准。

1.Please read this product manual carefully before using the product, understand your legal rights, responsibilities, and safety instructions, otherwise it may cause property damage, safety accidents, and personal safety hazards. Once you use this product, it is deemed that you have understood, acknowledged, and accepted all the terms and contents of this statement. 2.This product is not a toy. Please do not let children (under 16 years old) come into contact with this product. Please be particularly careful when operating in scenarios where children (under 16 years old) are present. 3.This product is a matching product for smart glasses, all components are not damaged. Before using this product, please carefully inspect its appearance for any damage. If the product is damaged or found to be damaged at any time, do not use or stop using immediately. 4.The user promises to be responsible for their actions and all consequences arising therefrom. The user promises to use this product only for legitimate purposes and in compliance with all applicable local laws, regulations, and normative documents, and agrees to these terms and any related policies or guidelines that may be developed by BleeqUp. 5.BleeqUp shall not be liable for any direct or indirect personal injury or property damage caused by the use of this product in violation of the product manual. 6.BleeqUp reserves the right to update this disclaimer. For the latest disclaimer, please refer to the product website and the version you received via email.

### 售后服务保修条款 Product Warranty

我们将为购买此产品的终端消费者,凭购机发票提供整机1年保修服务。对于存在质量问题的产品,从购买之日起凭购机发票,提供15天换机服务。请注意,存在下列情况之一者,不属于保修范围内:1.超过保修有效期的2.未按产品使用说明的要求使用、维护、保管而造成损坏的3.非授权保修的修理者私自拆机造成损坏的4.无有效保修凭证及有效发票的(能够证明该商品在保修有效期内的除外)5.擅自涂改保修凭证的6.保修凭证上的产品型号与商品实物不符合的7.使用非官方或未经官方认证的服务

We will provide consumers who purchase this product with a 12-month warranty service from the date of purchase, based on the purchase invoice. Please note that any of the following situations are not covered by the warranty: 1.Beyond the warranty period 2.Damage caused by failure to use, maintain, and store according to the product instructions 3.Unauthorized repairers who dismantle the machine without authorization and cause damage 4.Without valid warranty certificate and invoice (excluding those that can prove that the product is within the warranty period) 5.Unauthorized alteration of warranty certificates 6.The product model on the warranty certificate does not match the actual product 7.Using unofficial or uncertified accessories If you encounter any issues while using this device, please provide feedback directly through the BleeqUp app or contact us on the BleeqUp.com website. You can also contact us via email support@bleeup.com. Please provide your order ID, product serial number, and application version for a more effective response.