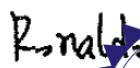




TEST REPORT

| | | |
|--|--|---|
| FCC ID. | 2BN8F-VDG50A | |
| Test Report No. | TCT250317E042 | |
| Date of issue | Mar. 20, 2025 | |
| Testing laboratory | SHENZHEN TONGCE TESTING LAB | |
| Testing location/ address: | 2101 & 2201, Zhenchang Factory, Renshan Industrial Zone, Fuhai Subdistrict, Bao'an District, Shenzhen, Guangdong, 518103, People's Republic of China | |
| Applicant's name | NUMLAKE TECH LIMITED | |
| Address | UNIT 1505, 15/F WORKINGPORT COMMERCIAL BUILDING 3 HAU FOOK STREET TSIM SHA TSUI HONG KONG, China | |
| Manufacturer's name ... | NUMLAKE TECH LIMITED | |
| Address | UNIT 1505, 15/F WORKINGPORT COMMERCIAL BUILDING 3 HAU FOOK STREET TSIM SHA TSUI HONG KONG, China | |
| Standard(s) | FCC CFR Title 47 Part 1.1307 | |
| Product Name | Doorbell Camera | |
| Trade Mark | N/A | |
| Model/Type reference | G50A, G20, G30, G60, G70, G80, G90, M60, M70, M80, M90, T60, T70, T80, T90, P60, P70, P90 | |
| Rating(s) | Rechargeable Li-ion Battery DC 3.7V | |
| Date of receipt of test item | Mar. 17, 2025 | |
| Date (s) of performance of test | Mar. 17, 2025 ~ Mar. 20, 2025 | |
| Tested by (+signature) ... | Ronaldo LUO |  |
| Check by (+signature) | Beryl ZHAO |  |
| Approved by (+signature): | Tomsin |  |



General disclaimer:

This report shall not be reproduced except in full, without the written approval of SHENZHEN TONGCE TESTING LAB. This document may be altered or revised by SHENZHEN TONGCE TESTING LAB personnel only, and shall be noted in the revision section of the document. The test results in the report only apply to the tested sample.

Table of Contents

| | |
|---|----------|
| 1. General Product Information | 3 |
| 1.1. EUT description | 3 |
| 1.2. Model(s) list..... | 3 |
| 2. General Information..... | 4 |
| 2.1. Test environment and mode..... | 4 |
| 2.2. Description of Support Units..... | 4 |
| 3. Facilities and Accreditations | 5 |
| 3.1. Facilities | 5 |
| 3.2. Location | 5 |
| 4. Test Results and Measurement Data | 6 |

1. General Product Information

1.1. EUT description

| | |
|------------------------------------|--|
| Product Name: | Doorbell Camera |
| Model/Type reference: | G50A |
| Sample Number: | TCT250317E005-0101 |
| Operation Frequency | For BLE: 2402MHz~2480MHz For WIFI: 2412MHz~2462MHz (802.11b/802.11g/802.11n(HT20)) For SRD: 433.92MHz |
| Modulation Type: | For BLE: GFSK For WIFI: 802.11b: Direct Sequence Spread Spectrum (DSSS) 802.11g/802.11n: Orthogonal Frequency Division Multiplexing (OFDM) For SRD: FSK |
| Antenna Type: | For BLE/WIFI: Internal Antenna For SRD: Spring Antenna |
| Antenna Gain: | For BLE/WIFI: 2.99dBi For SRD: 0.84dBi |
| Rating(s): | Rechargeable Li-ion Battery DC 3.7V |

Note: The antenna gain listed in this report is provided by applicant, and the test laboratory is not responsible for this parameter.

1.2. Model(s) list

| No. | Model No. | Tested with |
|--------------|---|-------------------------------------|
| 1 | G50A | <input checked="" type="checkbox"/> |
| Other models | G20, G30, G60, G70, G80, G90, M60, M70, M80, M90, T60, T70, T80, T90, P60, P70, P90 | <input type="checkbox"/> |

Note: G50A is tested model, other models are derivative models. The models are identical in circuit and PCB layout, only different on the model names. So the test data of G50A can represent the remaining models.

2. General Information

2.1. Test environment and mode

| | |
|------------------------------|---|
| Item | Normal condition |
| Temperature | +25°C |
| Voltage | DC 3.7V |
| Humidity | 56% |
| Atmospheric Pressure: | 1008 mbar |
| Test Mode: | |
| Transmitting Mode: | Keep the EUT in continuous transmitting by select channel |

2.2. Description of Support Units

The EUT has been tested as an independent unit together with other necessary accessories or support units. The following support units or accessories were used to form a representative test configuration during the tests.

| Equipment | Model No. | Serial No. | FCC ID | Trade Name |
|-----------|-----------|------------|--------|------------|
| / | / | / | / | / |

Note:

1. All the equipment/cables were placed in the worst-case configuration to maximize the emission during the test.
2. Grounding was established in accordance with the manufacturer's requirements and conditions for the intended use.
3. For conducted measurements (Output Power, 20dB Occupied Bandwidth, Carrier Frequencies Separation, Hopping Channel Number, Dwell Time, Spurious Emissions), the antenna of EUT is connected to the test equipment via temporary antenna connector, the antenna connector is soldered on the antenna port of EUT, and the temporary antenna connector is listed in the Test Instruments.

3. Facilities and Accreditations

3.1. Facilities

The test facility is recognized, certified, or accredited by the following organizations:

- FCC - Registration No.: 645098
SHENZHEN TONGCE TESTING LAB
Designation Number: CN1205

The testing lab has been registered and fully described in a report with the (FCC) Federal Communications Commission. The acceptance letter from the FCC is maintained in our files.

- IC - Registration No.: 10668A
SHENZHEN TONGCE TESTING LAB
CAB identifier: CN0031

The testing lab has been registered by Innovation, Science and Economic Development Canada for radio equipment testing.

3.2. Location

SHENZHEN TONGCE TESTING LAB

Address: 2101 & 2201, Zhenchang Factory, Renshan Industrial Zone, Fuhai Subdistrict,
Bao'an District, Shenzhen, Guangdong, 518103, People's Republic of China

TEL: +86-755-27673339

4. Test Results and Measurement Data

According to §1.1307(b), systems operating under the provisions of this section shall be operated in a manner that ensure that the public is not exposed to radio frequency energy level in excess of the Commission's guideline.

Remark: 1) **For BLE:** The maximum output power for antenna is 4.68dBm (2.94mW) at 2440MHz, 2.99dBi antenna gain(with 1.99 numeric antenna gain.)

For WIFI: The maximum output power for antenna is 12.08dBm(16.14mW) at 2437MHz, 2.99dBi antenna gain(with 1.99 numeric antenna gain.)

For SRD: The maximum output power for antenna is -27.88dBm (0.0016mW) at 433.92MHz, 0.84dBi antenna gain(with 1.21 numeric antenna gain.)

Note: $E[\text{dB}\mu\text{V}/\text{m}]=72.05$

computational formula

$\text{EIRP}[\text{dBm}] = E[\text{dB}\mu\text{V}/\text{m}] + 20 \log (d[\text{m}]) - 104.77;$

Conducted Power = EIRP-4.7;

Where E is the electric field strength in V/m; d is the measurement distance in meters (m)

2) For mobile or fixed location transmitters, no SAR consideration applied. The minimum separation generally be used is at least 20cm, even if the calculation indicate that the MPE distance would be lesser.

Calculation

Given $E = \frac{\sqrt{30 \times P \times G}}{d}$ & $S = \frac{E^2}{3770}$

Where E = Field Strength in Volts / meter

P = Power in Watts

G=Numeric antenna gain

d=Distance in meters

S=Power Density in milliwatts / square centimeter

Substituting the MPE safe distance using d=20cm into above equation.

Yields: $S=0.000199 \times P \times G$

| Mode | Power (dBm) | Power (mW) | numeric antenna gain | Power density (mW/cm ²) | Limit (mW/cm ²) | Result |
|------|-------------|------------|----------------------|-------------------------------------|-----------------------------|--------|
| BLE | 4.68 | 2.94 | 1.99 | 0.001164 | 1.00 | PASS |
| WIFI | 12.08 | 16.14 | 1.99 | 0.006392 | 1.00 | |
| SRD | -27.88 | 0.0016 | 1.21 | 0.0000004 | 0.29 | |

Note: BLE/SRD Can be transmitted simultaneously, MPE calculate is as follow,

$\text{MPE} = 0.001164/1.0 + 0.0000004/0.29 = 0.0011654 < 1.$

WIFI/SRD Can be transmitted simultaneously, MPE calculate is as follow,

$\text{MPE} = 0.006392/1.0 + 0.0000004/0.29 = 0.0063934 < 1.$

*******END OF REPORT*******