



Affordable. Reliable. Home Improvement.

PA-SYSTEM USER MANUAL

MODEL: JP2215CO

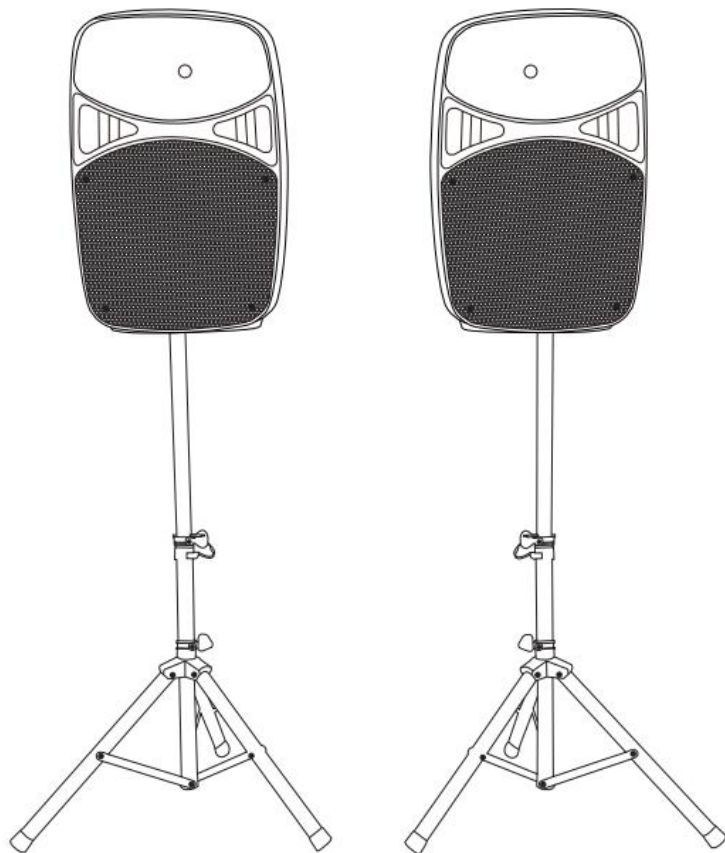
Technical Support and E-Warranty Certificate
www.vevor.com/support

VEVOR

Affordable. Reliable. Home Improvement.

PA-SYSTEM

MODEL: JP2215CO



This is the original instruction, please read all manual instructions carefully before operating. VEVOR reserves a clear interpretation of our user manual. The appearance of the product shall be subject to the product you received. Please forgive us that we won't inform you again if there are any technology or software updates on our product.

WARNING!

**CAUTION: TO REDUCE THE RISK OF ELECTRIC SHOCK,
DO NOT REMOVE THE COVER OF THIS UNIT.
THERE ARE NO USER-SERVICEABLE PARTS INSIDE.
REFER ALL SERVICING TO A QUALIFIED TECHNICIAN.**



The lightning fash with arrow head symbol within an equilateral triangle is intended to alert the user to the presence of "dangerous" voltage within the product's enclosure that may be of sufficient magnitude to constitute a risk of Electric shock to humans. Users should exhibit extra safety when this symbol appears in this instruction manual and follow all precautions as they are stated.



The exclamation point within an equilateral triangle is intended to alert the user to the presence of important operating and maintenance (servicing) instructions in this manual.

This device complies with part 15 of the FCC Rules. Operation is subject to the following two conditions: (1) This device may not cause harmful interference, and (2) this device must accept any interference received, including interference that may cause undesired operation.

FCC warning:

Any Changes or modifications not expressly approved by the party responsible for compliance could void the user's authority to operate the equipment.

Note: This equipment has been tested and found to comply with the limits for a Class B digital device, pursuant to part 15 of the FCC Rules. These limits are designed to provide reasonable protection against harmful interference in a residential installation. This equipment generates uses and can radiate radio frequency energy and, if not installed and used in accordance with the instructions, may cause harmful interference to radio communications. However, there is no guarantee that interference will not occur in a particular installation. If this

equipment does cause harmful interference to radio or television reception, which can be determined by turning the equipment off and on, the user is encouraged to try to correct the interference by one or more of the following measures:

- Reorient or relocate the receiving antenna.
- Increase the separation between the equipment and receiver.
- Connect the equipment into an outlet on a circuit different from that to which the receiver is connected.
- Consult the dealer or an experienced radio/TV technician for help.

This equipment complies with FCC radiation exposure limits set forth for an uncontrolled environment. This equipment should be installed and operated with minimum distance 20cm between the radiator & your body.

SAFETY INSTRUCTION

- Please read the entire attached document carefully before use and retain for future reference.
- The power supply must match the demand of the device with reliable ground wire.
- All covering signal should be complicated with the demand of device.
- The device should be equipped far away high temperature, moisture and powerful electromagnetic field.
- Max operating temperature is 113°F.
- NO naked flame sources, such as lighted candles, shall be placed on the product.
- Please don't use the organic cleaner but dry soft cloth to clean the device.
- When not in use, unplug the unit from the mains.

- **To establish a safe level:**

Start your volume control at a low setting.

Slowly increase the sound until you can hear it comfortably and clearly, and without distortion.

- Only use suitable means of transportation if you want to move the speaker box.

Notes:

- Once the BLUETOOTH devices are paired, there is no need to pair them again.
- If the speaker is connected via Bluetooth device but does not play with sound, please turn off nearby devices and only leave one device to re-connect with the speaker.
- When inserting the USB/SD Card, make sure the direction you selected is correct. Never insert violently to avoid damaging the USB/SD Card or the unit. If it doesn't work, please check if the direction is correct.
- Turn off and pull out the USB/SD before turning off the speaker.

Description and functions

1. USB Port: Use it to insert a SD/MMC memory storage device with MP3 files. You can also use it to connect to computer directly to playback music (MP3 files).

2. SD /MMC Port: Use it to insert a SD/MMC memory storage device with MP3 files. You can also use it to connect to computer directly to playback music (MP3 files).

3. 5 Band Graphic Equalizer: Adjusts the frequency of output signal.

4. CLIP Indicator

5. Power Indicator

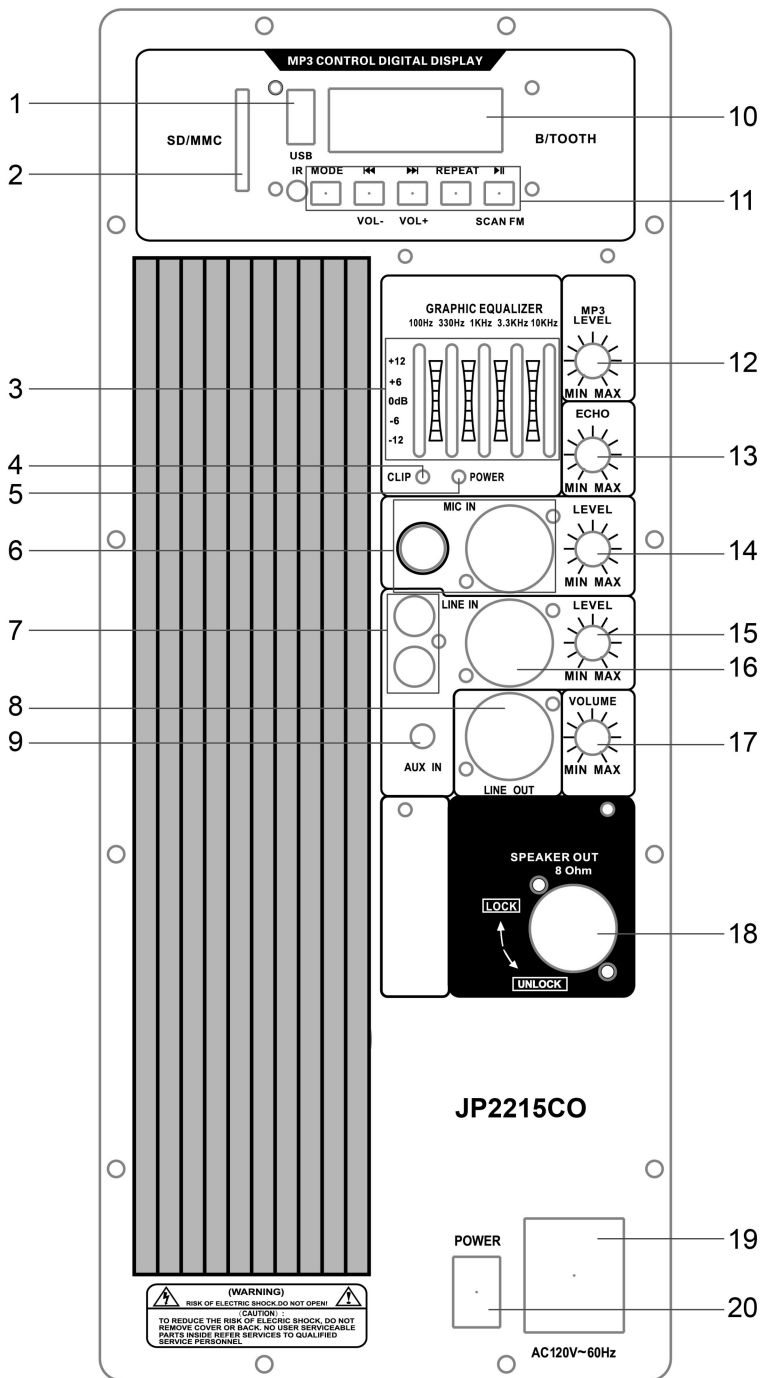
6. MIC Input

7. RCA connector

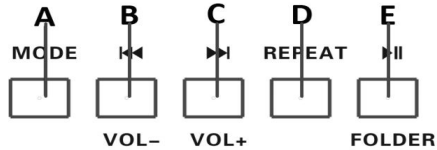
8. LINE Out

9. AUX Input


10. LCD Display: This screen will help you navigate between the modes and folders.




11. MP3 Player Buttons




A. MODE: Short press: Press to switch between **USB / SD / BLUETOOTH / FM**.

B.  Short press: Switch Previous Song, Long press **Voice DOWN**

C.  Short press: Switch next Song, Long press **Voice UP**

D. REPEAT: Repeat between RA (Repeat all) / RO (Repeat One) / RR (Repeat randomly)

E.  Short press: Play/Pause long press to **FOLDER** tracking.

12. MP3 Signal Volume Control

13. ECHO Volume Control

14. LEVEL Volume Control for MIC

15. LEVEL Volume Control for Line IN / AUX IN / RCA

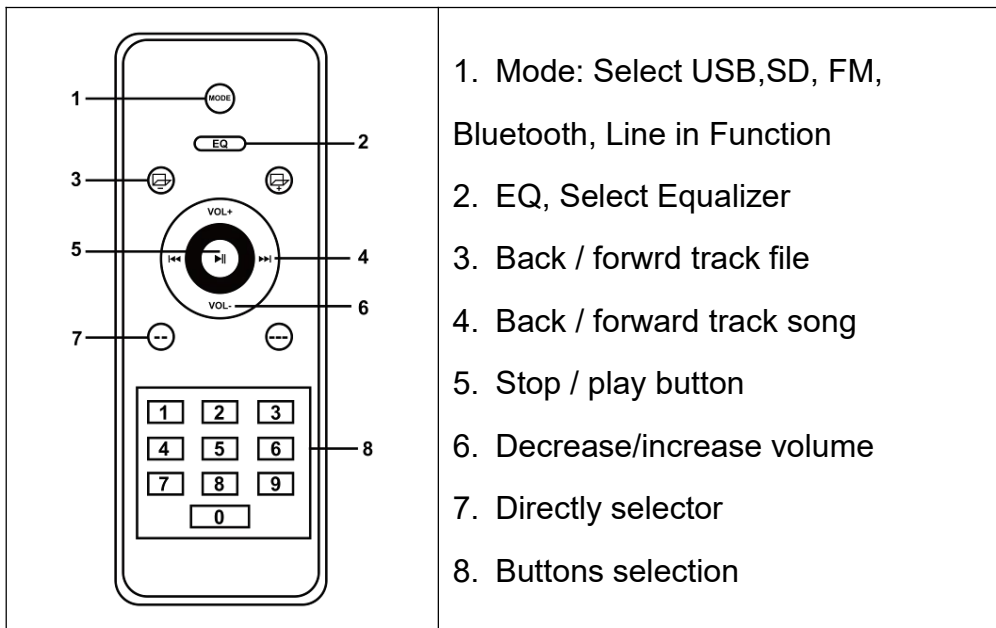
16. LINE Input

17. Master Volume Control

18. SPEAKER OUT

19. AC Input

Remote control Function



2 X 15" Bluetooth PA Loud-Speakers

Features:

- All-in-One DJ Audio Loud-Speaker Kit.
- 3-Channel Powered Amplifier
- Dual Molded Cabinet PA Speakers
- Sound System: 2*15"Speakers, 2* 1"Tweeters
- Bluetooth Wireless Music Streaming Ability
- MP3 Digital Audio File support.
- USB Flash & SD Memory Card Readers
- 2 channel XLR 3-Pin Connectors
- 5-Band Graphic EQ

- Digital Echo Effects Control
- RCA (L/R) Audio Line Input /Output Jacks
- Universal Speaker Stand Mount Support, 35mm
- Rugged & Heavy-Duty Molded Cabinet Housing
- Ability to Connect Additional Microphones, instruments, DJ Equipment
- Convenient System Design Assembles & Disassembles for Quick Setup.
- Perfect for On-Stage Performances, Crowd Control, Public Gathering Events

Bluetooth Wireless Streaming:

- Instantly Receives Wireless Music Streaming Audio
- Works with All of Your Favorite Devices (iPhone, Android, Smartphones, iPad, Tablet, MP3 Player, etc.)
- Bluetooth Version: 5.0. Bluetooth Network Name: "VEVORJP2215CO"
- Bluetooth Wireless Range: Up to 33' ft.

Technical specification:

- Speaker Power Output: 200 Watts RMS, 2000 Watts PMPO
- Equipped with: 1* 15" Active Speaker (15" woofer +1" compression Driver) +1* 15" Passive Speaker (15" woofer +1" compression Driver)
- Impedance: 8 Ohm
- Speaker Sensitivity: 92dB
- THD \geq 1%
- Maximum USB/SD Card support: Up to 32GB
- Digital Audio File Support: MP3, WMA, MP3 Pro
- Power supply: 120V~60HZ
- Single Speaker Dimensions (L x W x H): 17.52" x 14.17" x 25.98"-Inches (Each)

What's in the Box:

- 1 * 15" Active Speaker
- 1 * 15" Passive Speaker
- 2 * Tripod Speaker Stands
- 1 * Speakon Cable
- 1 * Wired Microphone
- 1 * Power Cable
- 1 * Remote (Not Include "AAA" Battery)
- 1 * User Manual



Technical Support and E-Warranty Certificate
www.vevor.com/support