

DATASHEET

Mini GPS Tracker

X04




Shenzhen Xexun Technology Co., Ltd

Tel: +86 0755 8312 8538

Email: xexun@xexun.com

Address: Room 406, Building 2, No. 171 Longwei Road, Futian District, Shenzhen, China





TECHNICAL SPECIFICATIONS

Name	Parameter
Model	X04
Tracking Method	GPS
Tracking Accuracy	<10m (depends on the environment of the terminal's location, etc.)
Data Transmission	Support 4G wireless network
Battery	Built in rechargeable 750mAh polymer lithium-ion battery
Charging Time	2 hours
Standby time	6 days standby time (tracking once per hour)
Material Science	Environmentally friendly plastic
Size	52*52*16mm (L*W*H)
Weight	About 40g
Operating temperature	-20°C~+75°C
Storage temperature	-40°C~+85°C
Tracking frequency	Default tracking once per minute during exercise, adjustable
SIM card	Nano SIM card.
Power on/off	After power on, it automatically starts up and cannot be manually shut down. It can be remotely shut down through the system
Management Platform	We provide a management system and also offer APIs to push data to third-party systems

P

PRODUCT FEATURES

- Real time tracking: You can check the real-time location of the tracker at any time.
- Timed tracking: The terminal can automatically upload location information at set intervals.
- Motion tracking: The terminal can also be set to track only during exercise to extend battery life.
- Historical route: You can check the historical routes of the terminal at any time.
- Virtual fence: You can set any area as a virtual fence, and once the terminal enters or exits the fence, the terminal will immediately sound an alarm.
- Data saving: The terminal can store the position and alarm information in the offline state, and automatically reissue after network signal recovery.
- Low power alarm: When the terminal battery level is below 25%, a low battery reminder is generated, and when it is below 15%, a low battery alarm is generated.

Quick Start

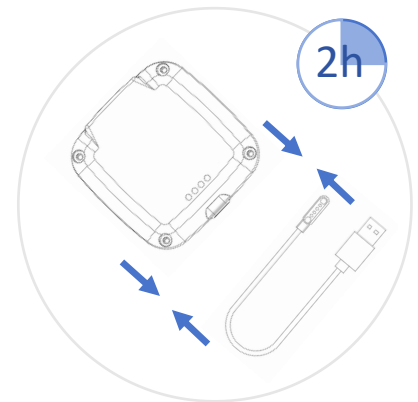
Note: You can also visit xexun.com/quick start to read the online version of Quick Start.

1 Charge your Xexun mini GPS tracker

Connect the magnetic data cable to the GPS tracker, and when charging, the terminal's LED will stay on for a long time. Once the battery is fully charged, the LED will turn off.

When using it for the first time, please charge the GPS tracker for at least 2 hours. The GPS tracker will automatically turn on during charging.

Note: Do not use other chargers to charge the mini GPS tracker as this may damage the battery.

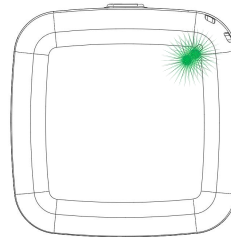


2 Turn on the Xexun mini GPS tracker

This tracker will automatically turn on when it has power.

Positioning: When the tracker is moving

Sleeping: When the tracker is stationary



Indicator light: Flashes once per second when moving, turns off when stationary, flashes three times per second when low battery, and stays on when charging, turn off when fully charged

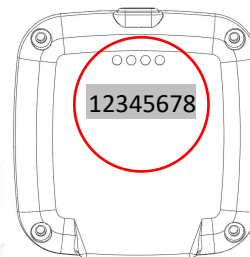
3 Download the Xexun app

Download the Xexun app from the Apple App Store or scan the QR code on the right to download. You can also visit tracker.xexun.com to track your mini.



4 Activate your Xexun mini GPS tracker

Follow the instructions in the Xexun GPS app or at tracker.xexun.com to track your tracker. The tracker ID can be found on the back of your tracker.



5

Convenient mini GPS tracker can be used in various scenarios


- a) Can be used on cars and motorcycles.
- b) Children and luggage bags.
- c) Use the lanyard to hang the mini gps tracker where you need to locate it.



Tracking so easy!

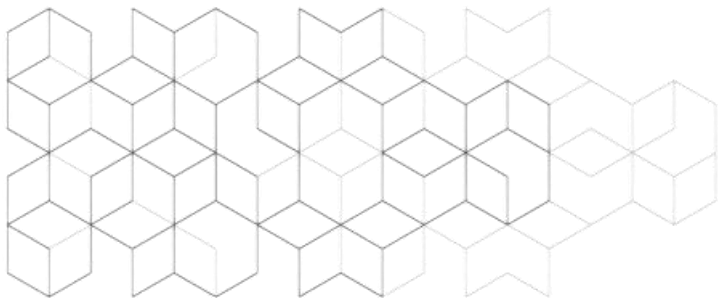
?

Need more information?
Visit www.gpstrackerchina.com



CERTIFICATE

Shenzhen Xexun Technology Co., Ltd



CERTIFICATE

Name: GPS Tracker

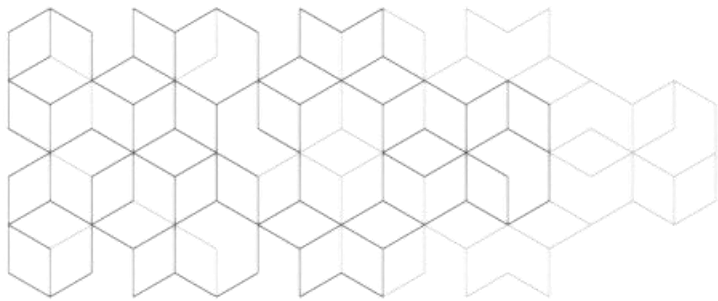
Date of Production:

Quality Officer:

Shenzhen Xexun Technology Co., Ltd

WARRANTY CARD

Shenzhen Xexun Technology Co., Ltd



WARRANTY CARD

Dear customer:

Thank you for purchasing our product! This product has passed strict quality testing. We will be responsible for providing free repairs during the warranty period for hardware failures caused by product quality issues under normal use.

Warranty period: Free warranty within one year from the date of use. If it exceeds one year, material fees will be charged when replacement parts are needed.

Warranty scope: Malfunctions caused by product quality issues under normal use.

Not covered by warranty:

1. Damage caused by human factors, including use in abnormal working environments or failure to follow instructions.
2. Disassemble, repair, modify or have unauthorized units repair without authorization.
3. Damage caused by uncontrollable forces such as fire, lightning strikes, floods, earthquakes, etc.
4. Exceeding the free warranty period.

Service Hotline:+86 0755 83128538

FCC Statement

This equipment has been tested and found to comply with the limits for a Class B digital device, pursuant to part 15 of the FCC Rules. These limits are designed to provide reasonable protection against harmful interference in a residential installation. This equipment generates, uses and can radiate radio frequency energy and, if not installed and used in accordance with the instructions, may cause harmful interference to radio communications. However, there is no guarantee that interference will not occur in a particular installation. If this equipment does cause harmful interference to radio or television reception, which can be determined by turning the equipment off and on, the user is encouraged to try to correct the interference by one or more of the following measures:

- Reorient or relocate the receiving antenna.
- Increase the separation between the equipment and receiver.
- Connect the equipment into an outlet on a circuit different from that to which the receiver is connected.
- Consult the dealer or an experienced radio/TV technician for help.

Caution: Any changes or modifications to this device not explicitly approved by manufacturer could void your authority to operate this equipment.

This device complies with part 15 of the FCC Rules. Operation is subject to the following two conditions: (1) This device may not cause harmful interference, and (2) this device must accept any interference received, including interference that may cause undesired operation.

Specific Absorption Rate (SAR) information:

This Mini GPS Tracker X04 meets the government's requirements for exposure to radio waves. The guidelines are based on standards that were developed by independent scientific organizations through periodic and thorough evaluation of scientific studies. The standards include a substantial safety margin designed to assure the safety of all persons regardless of age or health. FCC RF Exposure Information and Statement the SAR limit of USA (FCC) is 1.6 W/kg averaged over one gram of tissue. Device types: Mini GPS Tracker X04 has also been tested against this SAR limit. This device was tested for typical body-worn operations with the back of the Mini GPS Tracker X04 kept 0mm from the body. To maintain compliance with FCC RF exposure requirements, use accessories that maintain an 0 mm separation distance between the user's body and the back of the Mini GPS Tracker X04. The use of belt clips, holsters and similar accessories should not contain metallic components in its assembly. The use of accessories that do not satisfy these requirements may not comply with FCC RF exposure requirements, and should be avoided.