









KARAOKE MIC SPEAKER

product user manual Model:MC880

Functional Overview

		
Wireless	Large battery	Portable ktv
		
Sing songs	Listen to songs	Radio FM
		
Magic sound	Tws connect	Selfie
		
Usb drive	Tf card	Colorful LED

Buttons Operation

	Long press power on/off Short press to open MIC Press twice in a row to selfie function
	Short press to open Accompaniment Long press open Magic mode
	Short press to music Play/Pause (Scan) Long press to two devices TWS
	Short press to LED colorful mode switch long press to function mode switch
	Long press to Player volume+ Short press to music prev play (channel>)
	Long press to Player volume+ Short press to music next play (channel<)

Instructions and precautions

- Wireless connection pairing name MC880
- Automatic shutdown after 15 minutes in no working mode
- When the voice prompts that the battery is insufficient charge in time.
- Charging red light is on.
The red goes out when the battery is full.
unplug the charging cable in time.
- Kept away from fire .

Technical Parameters

- Output Power:5W
- Charging Power:DC5V
- Battery Capacity:1200mAH

FCC Warning

This device complies with Part 15 of the FCC Rules. Operation is subject to the following two conditions:

(1) This device may not cause harmful interference, and (2) this device must accept any interference received, including interference that may cause undesired operation.

NOTE 1: This equipment has been tested and found to comply with the limits for a Class B digital device, pursuant to part 15 of the FCC Rules. These limits are designed to provide reasonable protection against harmful interference in a residential installation. This equipment generates, uses and can radiate radio frequency energy and, if not installed and used in accordance with the instructions, may cause harmful interference to radio communications. However, there is no guarantee that interference will not occur in a particular installation. If this equipment does cause harmful interference to radio or television reception, which can be determined by turning the equipment off and on, the user is encouraged to try to correct the interference by one or more of the following measures:

- Reorient or relocate the receiving antenna.
- Increase the separation between the equipment and receiver.
- Connect the equipment into an outlet on a circuit different from that to which the receiver is connected.
- Consult the dealer or an experienced radio/TV technician for help.

NOTE 2: Any changes or modifications to this unit not expressly approved by the party responsible for compliance could void the user's authority to operate the equipment.

The device has been evaluated to meet general RF exposure requirement. The device can be used in portable exposure condition without restriction.