



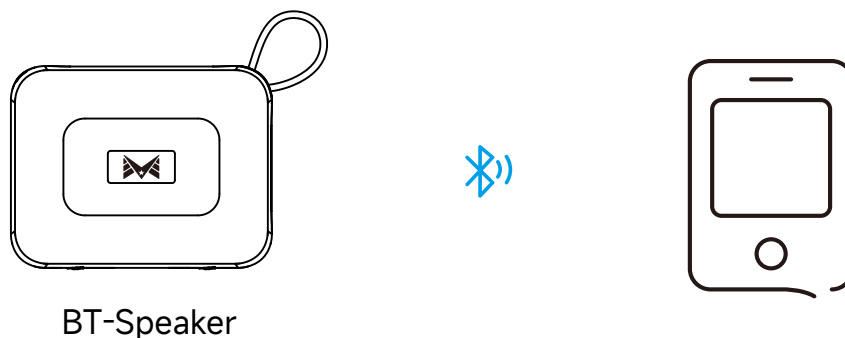
M
27

USER MANUAL

US

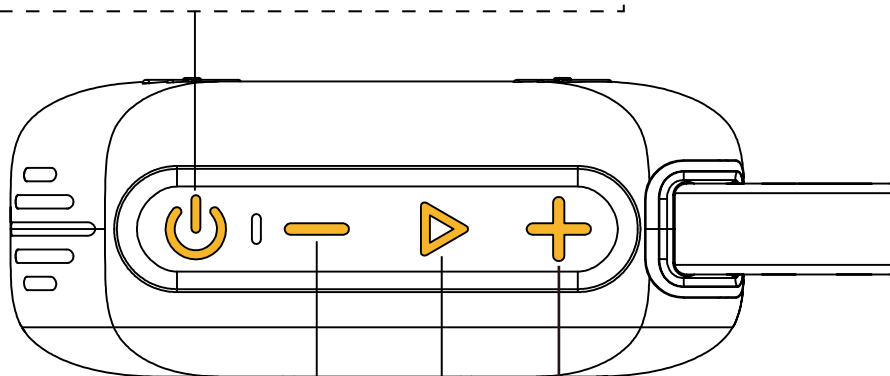
1 Bluetooth Connection

- Search "BT-Speaker" to connect with Bluetooth
- Use smart phone to disconnect Bluetooth with speaker, the speaker will automatically turn into pairing mode



2 Button Function

- a. Long press to turn on/off the Bluetooth speaker
- b. One-click to switch TF card play mode/Bluetooth mode
- c. Double-click to switch light modes, 4 light modes in total

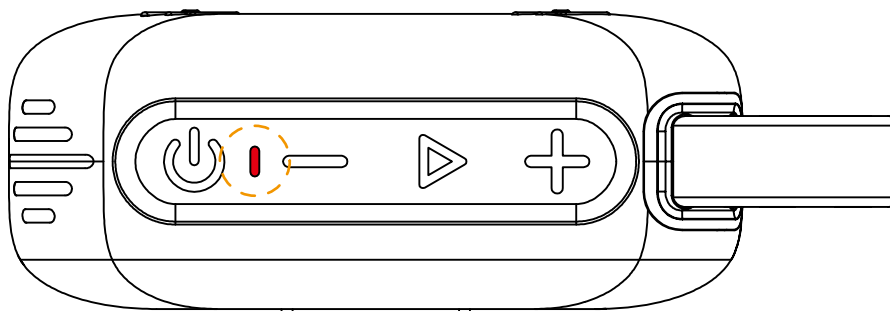


- a. Short press to volume down
- b. Long press to the previous song

- a. Short press to volume plus
- b. Long press to next song

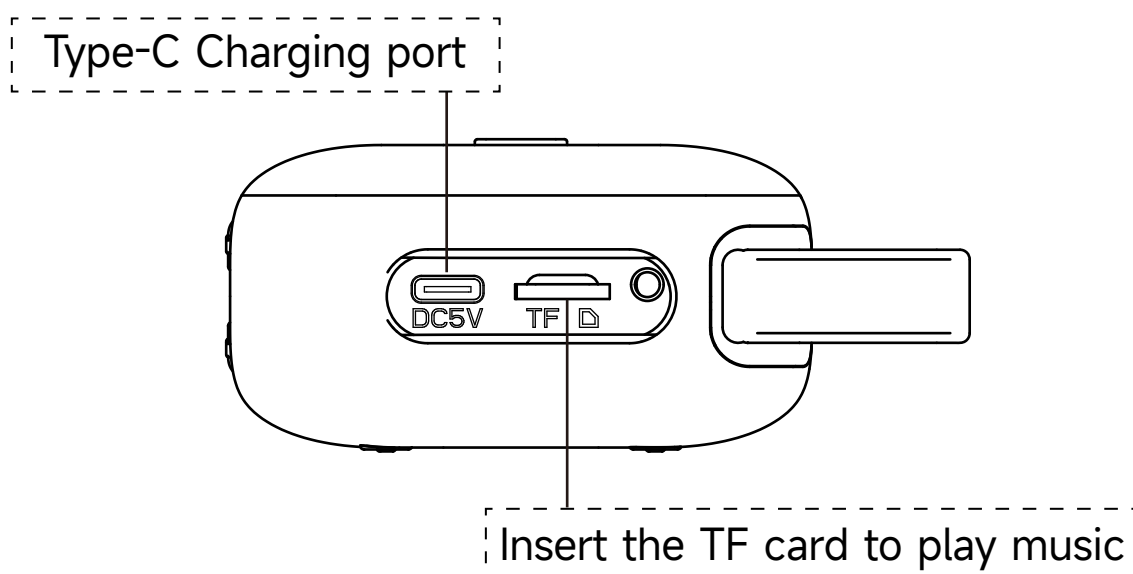
- a. Short press to play/pause music
- b. Long press to enter/exist TWS mode

3 Indicator Light



- a. The indicator Light Flashing while Bluetooth is waiting for pairing.
The indicator light is always on when Bluetooth is connected
- b. The indicator light slowly flashing blue light when is playing.
Indicator light is always on.
- c. The second Bluetooth speaker Indicator light is always on while the TWS mode is successfully connected
- d. The indicator light turns red and is always on while it's charging.
The red light is off when the Bluetooth speaker is fully charged

4 Interface description



5 Parameters

Product Name: MAILANGSHI M27 Bluetooth Speaker

Battery: 3.7V 1000mAh

Maximum power: 5W

Speaker: 4Ω 10W

Charging Voltage: DC-5V 600-800mAh

Bluetooth Version: 5.0

Product size: 95*35*75mm

Product Weight: 229g

Specifications may be due to product upgrades and lead to different parameters, all in-kind

We hope you never have the need, but if you do, our service is friendly and hassle-free

✉ Email: getyourrightnow@outlook.com



FCC STATEMENT

This device complies with Part 15 of the FCC Rules. Operation is subject to the following two conditions: (1) this device may not cause harmful interference, and (2) this device must accept any interference received, including interference that may cause undesired operation.

Changes or modifications to this unit not expressly approved by the party responsible for compliance could void the user's authority to operate the equipment.

NOTE: This equipment has been tested and found to comply with the limits for a Class B digital device, pursuant to Part 15 of the FCC Rules. These limits are designed to provide reasonable protection against harmful interference in a residential installation. This equipment generates uses and can radiate radio frequency energy and, if not installed and used in accordance with the instructions, may cause harmful interference to radio communications. However, there is no guarantee that interference will not occur in a particular installation. If this equipment does cause harmful interference to radio or television reception, which can be determined by turning the equipment off and on, the user is encouraged to try to correct the interference by one or more of the following measures:

- Reorient or relocate the receiving antenna.
- Increase the separation between the equipment and receiver.
- Connect the equipment into an outlet on a circuit different from that to which the receiver is connected.
- Consult the dealer or an experienced radio/TV technician for help.

This device and its antenna(s) must not be co-located or operation in conjunction with any other antenna or transmitter.

Radiation Exposure Statement

The device has been evaluated to meet general RF exposure requirement in portable exposure condition without restriction.