




INSTRUCTIONS FOR USE

1. Turn on the Tingle Bear speakers by pressing the power button  until the unit says "Bluetooth mode".
2. Use your smart device (phone, tablet, etc.) to make a Bluetooth connection. A previously paired device should automatically reconnect. A tone plays after a successful connection.
3. Select any sound from your smart device to play.
4. Use your smart device or the play/pause toggle button  on the Tingle Bear speaker unit to control sound.
5. Turn off the Tingle Bear speakers by pressing the power button until a tone is heard.

- Play custom recordings with Tingle Bear using apps such as Apple's Voice Memos, Google's Recorder, or Samsung's Voice Recorder.
- Tingle Bear automatically turns off after 5 minutes if its Bluetooth pairing is disconnected.
- Tingle Bear's battery can be recharged via the micro-USB port.
- A tone plays when Tingle Bear is paired with a smart device. A different tone plays when Tingle Bear is unpaired.
- Tingle Bear is machine washable, but the white speaker box should be removed and not machine washed.
- Placing Tingle Bear in a net or pillowcase for machine washing is recommended.
- Tingle Bear should not be tumble dried in a drying machine.
- Please email support@tinglebear.com for inquiries.
- Please visit www.tinglebear.com for more information.



TingleBear



USE AND SAFETY INFORMATION

Read these user-instructions before using the speaker box.
Store this manual for future reference.
Do not disassemble the product.
Keep the electronic product away from water.
The soft toy animal is washable but it is necessary to remove the rechargeable speaker box before washing.

BATTERIES

- This toy contains batteries that are non-replaceable.
- Only use the specified batteries.
- Rechargeable batteries are only to be charged under adult supervision

COMPLIANCE NOTICE

CAUTION: Changes or modifications to this unit not expressly approved by TingleBear could void the user's authority to operate this equipment.

NOTE: This equipment has been tested and found to comply with the limits for a Class B digital device, pursuant to part 15 of the FCC Rules. These limits are designed to provide reasonable protection against harmful interference in a residential installation. This equipment generates, uses and can radiate radio frequency energy and, if not installed and used in accordance with the instructions, may cause harmful interference to radio communications. However, there is no guarantee that interference will not occur in a particular installation.

If this equipment does cause harmful interference to radio or television reception, which can be determined by turning the equipment off and on, the user is encouraged to try to correct the interference by one or more of the following measures:

- Reorient or relocate the receiver. Increase the separation between the equipment and receiver.
- Connect the equipment into an outlet on a different circuit than the one the receiver is connected to.
- Consult the dealer or an experienced radio/TV technician for help.

This device complies with Part 15 of the FCC Rules and Industry Canada license-exempt RSS standard(s). Operation is subject to the following two conditions: (1) this device may not cause harmful interference, and (2) this device must accept any interference received, including interference that may cause undesired operation.

FCC and IC Radiation Exposure Statement: This equipment complies with FCC and Canada radiation exposure limits set forth for an uncontrolled environment. This transmitter must not be co-located or operating in conjunction with any other antenna or transmitter.