







<div>V1 机甲小钢炮音箱</div> <div>Mech little steel cannon</div> <div>使用说明书</div> <div>*使用前请仔细阅读本使用说明书，请妥善保管本使用说明书</div>	<div>操作说明</div> <div>1.长按  开机，打开手机蓝牙并扫描，搜索到设备名: V1并配对连接,连接成功后设备会有声音提示。 2.双击  对联，(即两台音响可以同时联一台手机，播放音乐左右声道)；短按暂停/播放，连按三下上一曲。 3.短按  切换灯光，双击关闭灯光，连按三下下一曲，长按3秒松开，音量调档。 4.插入TF卡，支持32G储存卡，支持多格式播放音乐。 5.Type-c充电接口，支持边充电边放音乐。</div> <div>-----</div> <div>产品参数：</div> <div><div>产品型号：V1</div><div>充电接口：Type-c</div><div>蓝牙版本：V5.3</div><div>灯 光：RGB</div><div>电池容量：500mAh</div><div>播放方式：蓝牙/TF卡</div><div>功 率：5W</div><div>输 入：5V=1A</div></div>	<div>注意事项</div> <div>遵循下面的警告以防止伤人或损坏设备： 1.请勿让儿童或动物咀嚼或吞咽设备及配件； 2.请勿用设备戳刺眼睛、耳朵或其他身体部位，或将设备放入嘴巴中； 3.请勿将设备存放在过热或过冷环境中，建议在温度介于-5℃~40℃的环境中使用； 4.请勿在加热器、微波炉、烹饪设备或高压容器附近或内部存放设备； 5.请勿摔落、挤压、撞击、刮伤设备； 6.请勿在雷雨天气室外使用设备； 7.请保持设备干燥； 8.避免无人长时间或过夜充电； 9.设备不得受水滴或水溅，设备上不应放置诸如花瓶一类的等装满 液体的物品； 10.注意如果电池更换不当会有爆炸危险，只能用同样类型或等效类型的电池来更换。</div>
---	---	---

<div>V1 Mech small steel gun speaker</div> <div>Instruction manual</div> <div>* Please read this instruction manual carefully before use and keep it safe</div>	<div>Operation instruction</div> <div>1.Press and hold  to turn on the phone, turn on the Bluetooth, search for the device: V1 and pair the connection. After the connection is successful, the device will have a prompt sound. 2.Double click the  couplet (that is, two speakers can be connected to a mobile phone at the same time, playing music left and right channels); Tap to pause/play and press the previous track three times. 3. Press  to switch the light, double-click to turn off the light, and press three times to the next song Press and hold for 3 seconds to release and adjust the volume. 4. Insert TF card, support 32G storage card, support multi-for mat music playback. 5.Type-c charging interface, supporting music while charging.</div> <div>-----</div> <div>Product parameters:</div> <div><div>Product model: V1</div><div>Charging interface: Type-c</div><div>Bluetooth version: V5.3</div><div>Lamp light: RGB</div><div>Battery capacity: 500mAh</div><div>Playback mode: Bluetooth /TF card</div><div>Power rate: 5W</div><div>Input: 5V=1A</div></div>	<div>Matters needing attention</div> <div>Follow the following warnings to prevent injury or damage to equipment: 1. Do not allow children or animals to chew or swallow the equipment and accessories; 2. Do not stab eyes, ears, or other body parts with the device, or set it To place in the mouth; 3. Do not store the device in an overheated or undercooled environment Used in -5℃~40℃ environment; 4. Do not be near or near heaters, microwave ovens, cooking equipment or high pressure containers Internal storage equipment; 5. Do not drop, squeeze, impact or scratch the equipment; 6. Do not use the equipment outside during thunderstorms; 7. Keep the device dry; 8. Avoid no one charging for a long time or overnight; 9. The equipment shall not be subjected to water droplets or splashing, and shall not be placed on the equipment such as a vase Articles, such as those filled with liquid; 10. Note that if the battery is not replaced properly, there is a risk of explosion, only the same can be used Type or equivalent type of battery to replace.</div>
---	---	---

FCC Warning:

This equipment has been tested and found to comply with the limits for a Class B digital device, pursuant to part 15 of the FCC Rules. These limits are designed to provide reasonable protection against harmful interference in a residential installation. This equipment generates, uses and can radiate radio frequency energy and, if not installed and used in accordance with the instructions, may cause harmful interference to radio communications. However, there is no guarantee that interference will not occur in a particular installation. If this equipment does cause harmful interference to radio or television reception, which can be determined by turning the equipment off and on, the user is encouraged to try to correct the interference by one or more of the following measures:

- Reorient or relocate the receiving antenna.
- Increase the separation between the equipment and receiver.
- Connect the equipment into an outlet on a circuit different from that to which the receiver is connected.
- Consult the dealer or an experienced radio/TV technician for help.

Caution: Any changes or modifications to this device not explicitly approved by manufacturer could void your authority to operate this equipment.

This device complies with part 15 of the FCC Rules. Operation is subject to the following two conditions:

(1) This device may not cause harmful interference, and (2) this device must accept any interference received, including interference that may cause undesired operation.

This equipment complies with FCC radiation exposure limits set forth for an uncontrolled environment. The device has been evaluated to meet general RF exposure requirement.

This device can be used in portable exposure condition without restriction.