

Appendix F. Photographs of EUT and SAR Setup




BUREAU
VERITAS

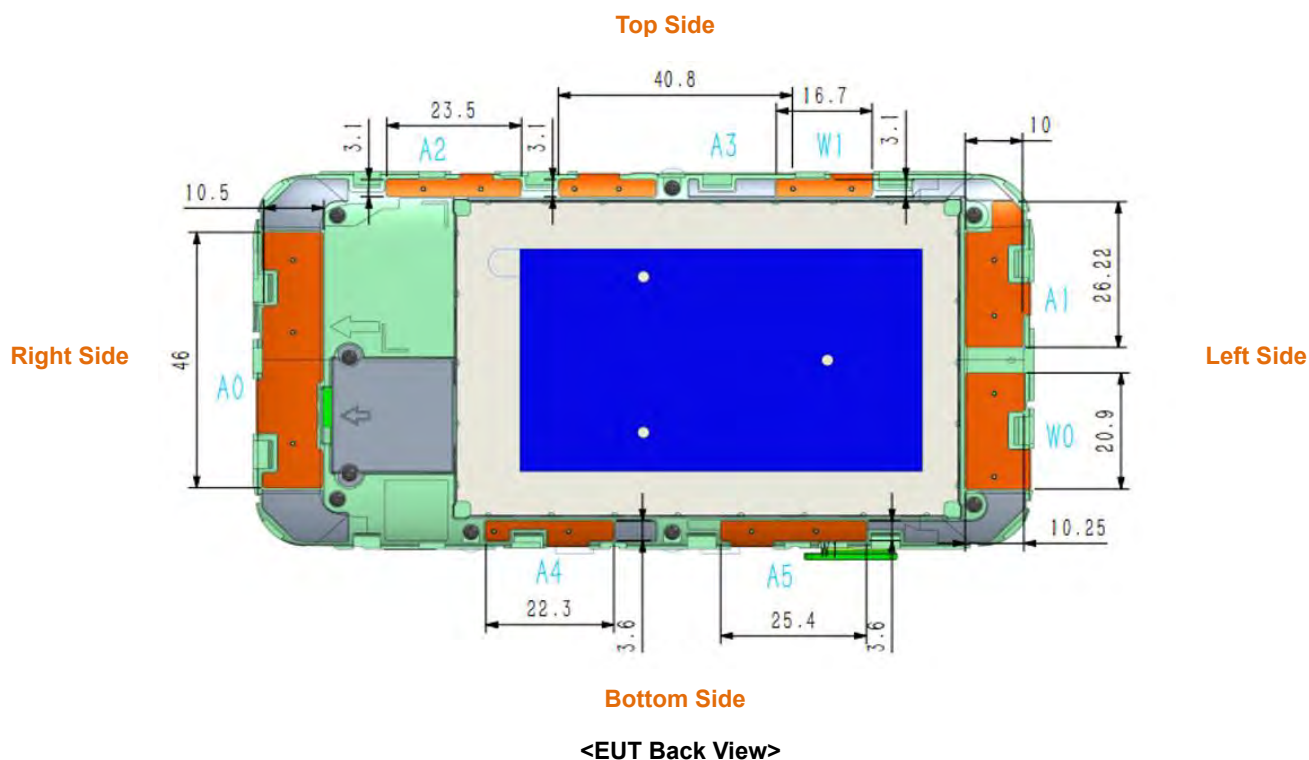
FCC SAR Test Report



Certificate #6613.01

<Photographs of EUT>



<Antenna Location>


The separation distance for antenna to edge:



Antenna	To Top Side (mm)	To Bottom Side (mm)	To Left Side (mm)	To Right Side (mm)
WWAN Antenna 0	13	13	125	0
WWAN Antenna 1	7	38	0	125
WWAN Antenna 2	0	65	90	25
WWAN Antenna 3	0	65	68	54
WWAN Antenna 4	65	0	75	43
WWAN Antenna 5	65	0	30	83
WLAN Antenna 1	37	13	0	125
WLAN Antenna 2	0	65	30	94

Antenna	Support Band
WWAN Antenna 0	WCDMA V, LTE Band 5/17
WWAN Antenna 1	RX Only
WWAN Antenna 2	WCDMA II, LTE Band 41, NR Band n41/n77/n78
WWAN Antenna 3	RX Only
WWAN Antenna 4	NR Band n77
WWAN Antenna 5	RX Only
WLAN Antenna 1	WLAN 2.4G/5G
WLAN Antenna 2	WLAN 2.4G/5G

Note:

1. NR n77 of antenna 4 can only TX transmit in ENDC and UL MIMO mode.

<Photographs of SAR Setup> EUT Setup Photos







**Front Face of EUT with 0 cm Gap
(Extremity Mode)**




**Rear Face of EUT with 0 cm Gap
(Extremity Mode)**



**Left Side of EUT with 0 cm Gap
(Extremity Mode)**



**Right Side of EUT with 0 cm Gap
(Extremity Mode)**




**Top Side of EUT with 0 cm Gap
(Extremity Mode)**




**Bottom Side of EUT with 0 cm Gap
(Extremity Mode)**



**Front Face of EUT with 0.9 cm Gap
(Body Mode)**



**Rear Face of EUT with 1.8cm Gap
(Body Mode)**



**Right Side of EUT with 1.8 cm Gap
(Body Mode)**



**Top Side of EUT with 1.6cm Gap
(Body Mode)**



**Bottom Side of EUT with 1.4 cm Gap
(Body Mode)**