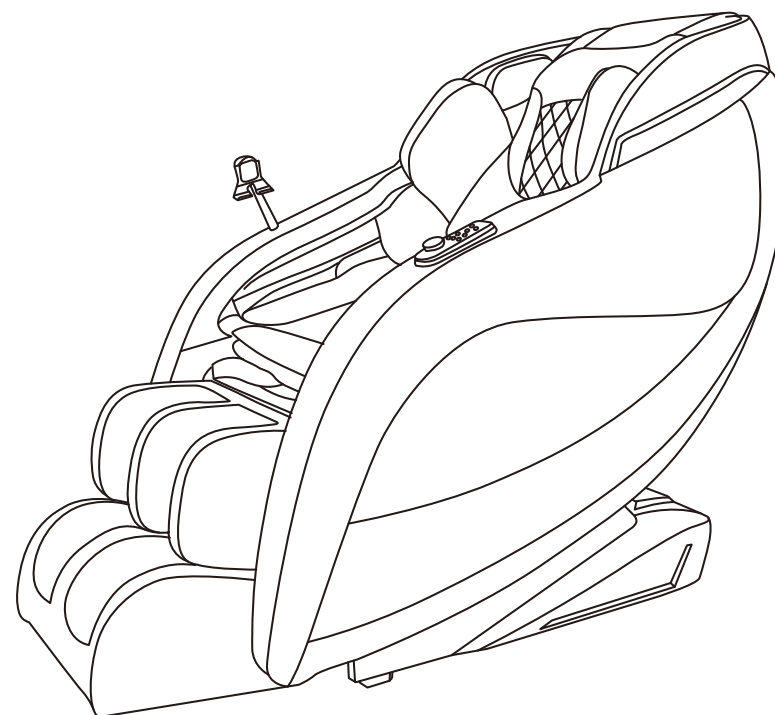


# Massage Chair

ZVZ



K338

Operation Manual

# catalog

One, catalog .....	1
Two, Safety precautions.....	2
1. Usage environment .....	2
2. Not suitable for use .....	2
Three,Preparation before use .....	3
1.Cushion installation .....	3
2.Sitting posture adjustment .....	3
3.Moving method of massage chair .....	4
4.Placement of massage chair .....	4
5. Power on .....	5
Four,Main structure name and function .....	7
Five, Massage procedure instructions .....	8
Six ,Technical parameter .....	9

Warm tips: our company reserves the right to improve the products and instructions. We are subject to change without notice. The appearance of the products shall be subject to the actual products. If there is any difference between the products and the real products due to product upgrading or other reasons, please refer to the real products

## Product warranty card

Dear users:

Thank you for using our products.We will provide you with the following services with this warranty card in accordance with the relevant provisions of the consumer protection law:

1. During the warranty period,if the fault is caused by the quality problem of the product itself, please bring the filled warranty card to the repair center authorized by our company.
2. Once the warranty card is altered,the warranty will be invalid immediately
3. Keep the warranty card as the warranty certificate of this machine.Please keep it properly.

### Maintenance service guarantee

Please contact our customer service center if there is any problem with this product.

This product is guaranteed for one year

One of the following conditions is not covered by the warranty:

1. Damage caused by improper use.storage and maintenance of consumers.
2. Damage caused by assembling. disassembling and repairing by the company's designated maintenance department.
3. Damage caused by force majeure.
4. Leather cover, manual controller and consumable accessories are not covered by the warranty
5. Our company is not responsible for the quality accident caused by using our non - standard gifts
6. This product is used for non home use and will not be covered by warranty.
7. Failure caused by human or improper use is not covered by warranty.
8. The machine failure caused by the parts that do not conform to the product parameters purchased without permission is not within the scope of warranty, and the accidents caused are not within the scope of our company's responsibility.
9. For products not covered by warranty, our customer service center will still serve you warmly

**This volume has been carefully checked,but it does not exclude possible printing errors or misunderstandings. We reserve the right of interpretation,please understand.**

### User warranty certificate

(saved by the user and presented to the maintenance site during maintenance)

Product name:
model:
Place of Origin:
Warranty period:
Purchase date:

### Maintenance records:

Date of repair:
Failure, maintenance and treatment:
Maintenance unit: Signature of maintenance personnel:

### Certificate OF Qualification

The company's products before delivery in strict accordance with the indicators of inspection, allowed to leave the factory.

Inspection number: 

date of manufacture: \_\_\_\_\_

## Six、Technical parameters

Productname:Massage chair

Rated voltage:110V~

Rated frequency:50Hz

Rated power:120W

Rated working time:15–30min

Product safety design: I

Bluetooth password :8888

## Two、Safety precautions

### 1. Use environment

- (1) Do not use or keep this machine in particularly humid environments such as bathrooms, saunas, hot springs, etc, to avoid mold, electric shock, fire or mechanical failure.
- (2) Do not use in an environment where the room temperature is above 40 degrees Celsius.
- (3) Do not use this machine outdoors.
- (4) Do not place the machine in an environment with too much dust, oil, or lack of oxygen.
- (5) Do not place the machine in a hot air stove, stove or a place exposed to direct sunlight. This will cause the parts in the massage chair to overheat and cause fire.
- (6) Do not use this machine on uneven places. Please place the bracket on a level place such as the floor.
- (7) To prevent electric shock, please confirm whether the socket is grounded. Please consult the sales store when installing the ground wire in the socket.
- (8) Do not use when smoking.
- (9) When the airbag is inflated, do not pull out the limbs such as arms and legs, which will cause the airbag to fall off and need to return by itself.
- (10) Do not step on the sole rollers or airbags, please pay attention to getting in and out of the massage chair! If it falls off, you need to fix it back.



### 2. Those who are not suitable to use this appliance

**The following people please consult a doctor before using (may cause physical discomfort or even accidents and cause danger)**

- (1) Patients with malignant tumors or malignant tumors.
- (2) Patients with severe heart disease.
- (3) Patients with severe skin diseases.
- (4) Patients with severe bone hyperplasia.
- (5) Those who are pregnant.
- (6) Being recuperating under the instructions of a doctor, especially those who feel abnormalities in their body.
- (7) Those who have abnormal spine or curved back due to accident or disease.
- (8) Those who need silence.
- (9) Those with joint deformities.
- (10) Those with medical devices such as pacemakers.
- (11) Those with acute symptoms such as visceral diseases (such as gastritis, enteritis, dysentery, hepatitis, etc).
- (12) Those with severe blood circulation disorders in the legs.
- (13) People with sensory impairments, the surface of the hot air piece becomes hot, and people who are not sensitive to heat must be careful when using it.
- (14) Those with high fever symptoms.
- (15) This product is not recommended to be used by people (including children) who are physically impaired, sensory or mentally impaired, or lack relevant experience and knowledge, unless someone responsible for their safety supervises and guides their use of this product.
- (16) Children should be taken care of and ensure that they do not play with this product.
- (17) If the power cord is damaged, it must be replaced with a special cord or special component obtained from the manufacturer or its maintenance department.

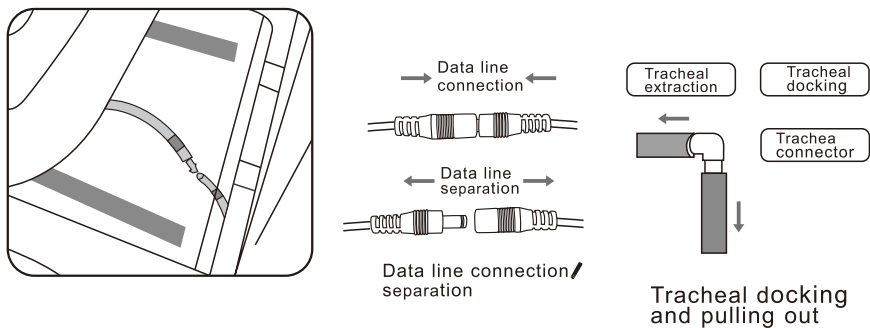


**WARNING**

**Don't let people under 18 years old and those who can't control their behavior (such as: mental patients, mentally retarded people, paralyzed patients, etc) are alone operate massage chair or touch all parts of massage chair. It's possible causing electric shock or injury to users or machine failure.**

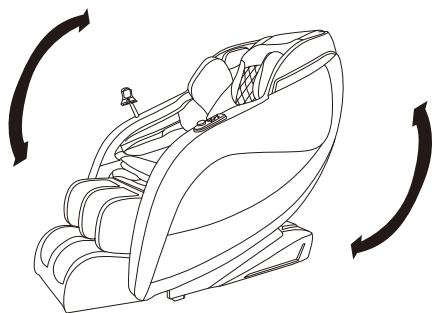
## Three, preparation before use

### 1. Cushion installation



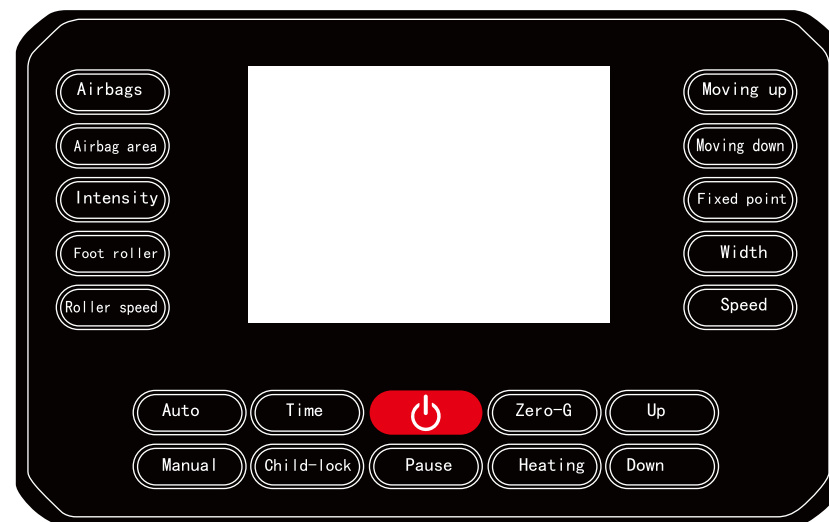
### 2. Seat adjustment

To adjust the seat back, press and hold the hand control adjustment switch to adjust the tilt angle of the seat back.

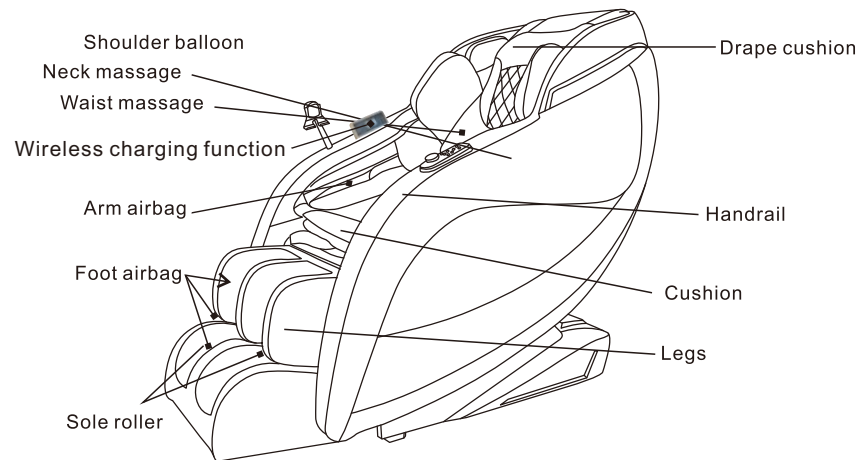


Requirement: When adjusting the backrest and leg cushions, make sure that there is enough space before and after the massage chair.

## Massage procedure instructions



## Four、Main structure name and function

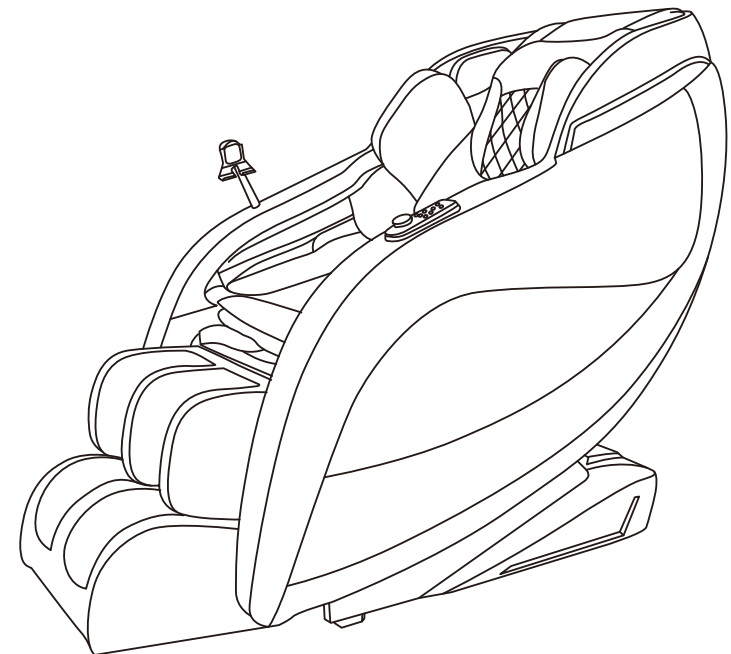


## 3 Moving method of massage chair

When moving, lift the armrest on both sides and move it.

be careful! Don't move people.  
Don't use small pulleys to move  
on easily damaged floors.

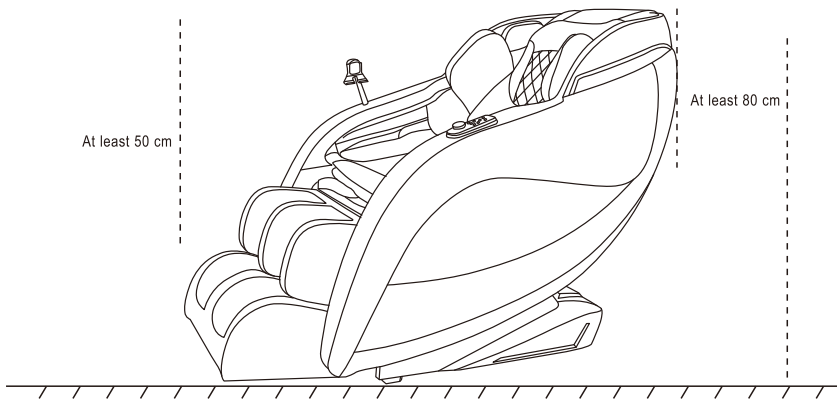
---



#### 4 Placement of massage chair

Please leave space around the massage chair when you are preparing for massage

- (1) There should be enough space for the massage chair to lie on the back and lift the foot rest.
- (2) Make sure there is at least 80 cm in the back and 50 cm in front of the chair.
- (3) Make sure there are no obstacles in front of and behind the massage chair.
- (4) In order to prevent the ground from being damaged, please place a carpet under the massage chair to avoid damaging the floor.



##### FCC Statement

Note: This equipment has been tested and found to comply with the limits for a Class B digital device, pursuant to part 15 of the FCC Rules. These limits are designed to provide reasonable protection against harmful interference in a residential installation. This equipment generates, uses and can radiate radio frequency energy and, if not installed and used in accordance with the instructions, may cause harmful interference to radio communications. However, there is no guarantee that interference will not occur in a particular installation. If this equipment does cause harmful interference to radio or television reception, which can be determined by turning the equipment off and on, the user is encouraged to try to correct the interference by one or more of the following measures:

- Reorient or relocate the receiving antenna.
- Increase the separation between the equipment and receiver.
- Connect the equipment into an outlet on a circuit different from that to which the receiver is connected.
- Consult the dealer or an experienced radio/TV technician for help.

This device complies with part 15 of the FCC Rules. Operation is subject to the following two conditions: (1) This device may not cause harmful interference, and (2) this device must accept any interference received, including interference that may cause undesired operation.

Any changes or modifications not expressly approved by the party responsible for compliance could void the user's authority to operate the equipment.

This equipment complies with FCC radiation exposure limits set forth for an uncontrolled environment. This equipment should be installed and operated with minimum distance 20cm between the radiator & your body.

#### 5. Power on

**Insert the plug into the power socket and turn on the power switch.**

**! be careful**

- ①. Please check whether the power cord is pressed under the massage chair.
- ②. Whether the ground wire is well connected.
- ③. Before inserting the plug, make sure that all operation buttons (including the main power switch) are turned off.

